



Club Health Assessment for District LD 1 through May 2025

			Status	Membership						Reports					Finance		LCIF	
Club Number	Club Name	Charter Date		Current Member Count	YTD Members Added	YTD Members Dropped	YTD Net Growth	YTD Net Growth%	Member Count 12 Months Ago	Avg. length of service for dropped members	Months Since Last MMR ***	Yrs. Since Last Officer Report	President Rotation	Vice President Reported ****	Months Since Last Activity Report ***	Account Balance	Donations for current Fiscal Year	
			Number of times on status quo within last two years	If below 15 members appears					If net loss is greater than 20% appears			If no report in 3 months appears in	When more than one year appears in	Number of repeat terms	Notes the officers that do not have an active	If no report at 12 months appears in red		
Clubs less than two years old																		
182419	Ampère	05/28/2025	Newly Chartered	29	29	0	29	100.00%	0		0			VP,SC	N/R			
171598	Francisco Beltrao Especial-Autista	06/06/2024	Status Quo(2)	25	8	5	3	13.64%	0	0	5		3	VP	8	90+ Days		
Clubs more than two years old																		
16702	ASSIS CHATEAUBRIAND	04/12/1970	Active	59	3	0	3	5.36%	56		3			VP	0			
Exc Award (06/30/2017, 06/30/2020, 06/30/20																		
139773	Barracão Mulher	09/25/2019	Active	39	5	6	-1	-2.50%	41	1	0			N	T,M,SC	1		
Exc Award (06/30/2020, 06/30/2021, 06/30/20																		
127838	Capitao Leonidas Marques	06/09/2016	Active	27	0	0	0	0.00%	21		11			N	SC	3		\$1,008.09
Exc Award (06/30/2023)																		
36326	CASCABEL	12/07/1978	Active	20	2	1	1	5.26%	18	5	0			P,VP	0			\$1,000.00
Exc Award (06/30/2017, 06/30/2022)																		
115471	CASCABEL SERVIÇOS	11/01/2011	Active	27	10	0	10	58.82%	25		1			VP,SC	9			\$1,001.14
Exc Award (06/30/2016, 06/30/2017, 06/30/20																		
16706	CASTRO	06/17/1956	Active	14	0	0	0	0.00%	14		11		2	M,VP,SC	3			
Exc Award (06/30/2023)																		
16707	CLEVELANDIA	06/15/1964	Active	34	7	3	4	13.33%	30	14	3			IP	S	1		
Exc Award (06/30/2020, 06/30/2021, 06/30/20																		
151479	Colombo	06/22/2022	Cancelled(8*)	0	0	22	-22	-100.00%	21	3	2		None	P,S,T,M,VP SC	24+	90+ Days		
43888	CORONEL VIVIDA	05/24/1984	Active	39	4	4	0	0.00%	39	5	0		2	N	SC	1		
Exc Award (06/30/2017, 06/30/2023)																		
145907	Coronel Vivida Primavera	04/20/2021	Active(2)	20	2	6	-4	-16.67%	16	1	5			S,M,VP,SC	18			
16712	CURITIBA BATEL	10/15/1959	Active	104	21	7	14	15.56%	90	3	0		2	N		0		\$3,591.32
Exc Award (06/30/2017, 06/30/2021, 06/30/20																		
16708	CURITIBA BOM RETIRO	11/18/1969	Active	16	0	4	-4	-20.00%	20	14	5			S,T,M,VP,SC	13			
Exc Award (06/30/2021)																		
39966	CURITIBA C POLITECNICO	05/29/1981	Active	20	0	0	0	0.00%	20		6			R	M	16		
Exc Award (06/30/2023)																		



Club Health Assessment for District LD 1 through May 2025

			Status	Membership							Reports					Finance		LCIF
Club Number	Club Name	Charter Date		Current Member Count	YTD Members Added	YTD Members Dropped	YTD Net Growth	YTD Net Growth%	Member Count 12 Months Ago	Avg. length of service for dropped members	Months Since Last MMR ***	Yrs. Since Last Officer Report	President Rotation	Vice President Reported ****	Months Since Last Activity Report ***	Account Balance	Donations for current Fiscal Year	
			Number of times on status quo within last two years	If below 15 members appears	If net loss is greater than 20% appears					If no report in 3 months appears in	When more than one year appears in	Number of repeat terms	Notes the officers that do not have an active	If no report at 12 months appears in red				
16710	CURITIBA CENTRO	04/23/1953	Active(1)	17	0	15	-15	-46.88%	21	4	5		6	M,VP,SC	11	90+ Days		
Exc Award (06/30/2016, 06/30/2017)																		
59643	CURITIBA JARDIM SOCIAL	06/12/1997	Active	28	1	6	-5	-15.15%	31	3	1		R	SC	0		\$2,001.95	
Exc Award (06/30/2017, 06/30/2018, 06/30/2020)																		
16715	CURITIBA PORTAO	08/05/1966	Active(2)	19	4	1	3	18.75%	16	1	1		IP	SC	1			
Exc Award (06/30/2018, 06/30/2021)																		
16716	DOIS VIZINHOS	06/01/1969	Active	70	8	0	8	12.90%	62		0		N	P,T,VP	0		\$49.84	
Exc Award (06/30/2016, 06/30/2020, 06/30/2022)																		
66779	ENTRE RIOS DO OESTE	10/31/2002	Active	37	6	0	6	19.35%	31		0		N	P	15			
Exc Award (06/30/2016, 06/30/2023)																		
16718	FOZ DO IGUACU CATARATAS	06/11/1956	Active	43	3	0	3	7.50%	40		0		N		7	\$3,036.54		
Exc Award (06/30/2017, 06/30/2019, 06/30/2020)																		
30364	FOZ DO IGUACU ITAIPU	03/14/1975	Active	25	0	2	-2	-7.41%	27	1	0		2	N	T	8		
16719	FRANCISCO BELTRAO	09/15/1963	Active(1)	17	1	17	-16	-48.48%	14	0	0		2	R	24			
127877	Guarapuava Lobo Guara	06/13/2016	Active	29	8	4	4	16.00%	26	4	0		N	VP	13			
Exc Award (06/30/2022)																		
148601	Irati	10/29/2021	Active(2)	16	0	5	-5	-23.81%	21	1	2		2	N	SC	10		
34765	LARANJEIRAS DO SUL	12/02/1977	Active	25	5	4	1	4.17%	32	3	0		N	M,SC	12			
Exc Award (06/30/2016, 06/30/2017, 06/30/2020)																		
16723	MARECHAL CANDIDO RONDON	03/29/1964	Active	50	8	0	8	19.05%	43		0		2	N	T	11	\$1,006.71	
Exc Award (06/30/2021, 06/30/2023)																		
139294	Marechal Cândido Rondon Aliança	07/18/2019	Active	42	9	5	4	10.53%	38	4	0		N		11	90+ Days		
Exc Award (06/30/2021, 06/30/2023)																		
31942	MATELANDIA	03/30/1976	Active	13	0	0	0	0.00%	13		7			VP,SC	24+			
154084	Matinhos	04/11/2023	Active(2)	14	0	13	-13	-48.15%	27	2	5		R		0			
16725	MEDIANEIRA	03/28/1970	Active	48	2	0	2	4.35%	46		2		N	SC	4	\$2,526.81		
Exc Award (06/30/2016)																		



Club Health Assessment for District LD 1 through May 2025

			Status	Membership							Reports					Finance		LCIF
Club Number	Club Name	Charter Date		Current Member Count	YTD Members Added	YTD Members Dropped	YTD Net Growth	YTD Net Growth%	Member Count 12 Months Ago	Avg. length of service for dropped members	Months Since Last MMR ***	Yrs. Since Last Officer Report	President Rotation	Vice President Reported ****	Months Since Last Activity Report ***	Account Balance	Donations for current Fiscal Year	
			Number of times on status quo within last two years	If below 15 members appears				If net loss is greater than 20% appears			If no report in 3 months appears in	When more than one year appears in	Number of repeat terms	Notes the officers that do not have an active	If no report at 12 months appears in red			
56877	MEDIANEIRA PARQUE IGUACU Exc Award (06/30/2017, 06/30/2019)	04/28/1995	Active	40	6	8	-2	-4.76%	40	6	1			N	0		\$1,931.04	
39701	MISSAL Exc Award (06/30/2022, 06/30/2023)	04/01/1981	Active	29	2	4	-2	-6.45%	31	12	1			M,VP	15			
16726	MONTE ALEGRE Exc Award (06/30/2018)	09/11/1954	Active(1)	14	0	0	0	0.00%	19		10		3	R	24+			
42660	NOVA AURORA Exc Award (06/30/2016, 06/30/2017, 06/30/2020)	05/31/1983	Active	45	10	9	1	2.27%	32	8	0			VP,SC	0		\$2,023.18	
33220	PALMAS Exc Award (06/30/2017)	01/24/1977	Active(1)	15	15	18	-3	-16.67%	18	11	1		2	R	10			
16728	PALMEIRA Exc Award (06/30/2017)	11/10/1962	Active	24	4	5	-1	-4.00%	25	2	0		2	VP,SC	1			
149567	Pato Branco	01/11/2022	Active	17	2	4	-2	-10.53%	19	2	0			N	9			
49730	PINHAIS Exc Award (06/30/2020, 06/30/2021)	06/30/1989	Active	13	3	0	3	30.00%	11		3			R	7			
16731	PONTA GROSSA CENTRO Exc Award (06/30/2018)	01/20/1954	Active(1)	10	0	0	0	0.00%	9		9		2	R	9	90+ Days		
63838	PONTA GROSSA CRUZEIRO DO SUL Exc Award (06/30/2016, 06/30/2017, 06/30/2020)	12/06/2000	Active	17	2	1	1	6.25%	16	6	0			N	0		\$1,004.25	
36218	PONTA GROSSA PITANGUI Exc Award (06/30/2018)	11/03/1978	Active	37	8	2	6	19.35%	31	1	0			N	0		\$1,004.68	
16732	PONTA GROSSA VILA VELHA Exc Award (06/30/2016, 06/30/2022)	11/17/1969	Active	15	0	0	0	0.00%	15		13			N	13			
32737	SANTA HELENA Exc Award (06/30/2017)	09/07/1976	Active	34	4	5	-1	-2.86%	35	6	0			N	5			
134668	Santa Izabel Do Oeste Exc Award (06/30/2021)	05/04/2018	Active	9	0	0	0	0.00%	9		19		None	P,S,T,M,VP SC	19			
16736	SANTO ANTONIO DO SUDOESTE Exc Award (06/30/2021)	06/13/1964	Active	39	0	0	0	0.00%	39		0			N	0			



Club Health Assessment for District LD 1 through May 2025

			Status	Membership							Reports					Finance		LCIF
Club Number	Club Name	Charter Date		Current Member Count	YTD Members Added	YTD Members Dropped	YTD Net Growth	YTD Net Growth%	Member Count 12 Months Ago	Avg. length of service for dropped members	Months Since Last MMR ***	Yrs. Since Last Officer Report	President Rotation	Vice President Reported ****	Months Since Last Activity Report ***	Account Balance	Donations for current Fiscal Year	
			Number of times on status quo within last two years	If below 15 members appears				If net loss is greater than 20% appears			If no report in 3 months appears in	When more than one year repeat appears in	Number of repeat terms	Notes the officers that do not have an active	If no report at 12 months appears in red			
31308	SAO JOSE DOS PINHAIS CENTRO Exc Award (06/30/2017)	10/28/1975	Active	14	0	1	-1	-6.67%	15	18	6			N	SC	4		
30729	SAO MIGUEL DO IGUACU Exc Award (06/30/2023)	05/22/1975	Active	51	1	4	-3	-5.56%	54	3	0			N		0		
16737	TOLEDO	08/24/1957	Active	18	0	3	-3	-14.29%	21	3	0		2	N	SC	1	\$2,000.00	
55157	TOLEDO CIDADE	12/29/1993	Active	36	0	2	-2	-5.26%	38	4	0			N		8	\$2,020.10	
16738	UBIRATA Exc Award (06/30/2017, 06/30/2020)	11/14/1969	Active	37	1	3	-2	-5.13%	39	31	5		3	R		22		
16739	UNIAO DA VITORIA Exc Award (06/30/2016, 06/30/2017, 06/30/20)	01/17/1957	Active	26	0	6	-6	-18.75%	32	8	1			N	M,SC	0	\$2,006.71	

Clubs Cancelled Previous Fiscal Year – Clubs Cancelled within last 12 months may be reinstated

Club Number	Club Name	Charter Date	Current Status*	Cancellation Date
16734	RIO NEGRO	11/15/1954	Cancelled(6*)	07/29/2023

Current Total Clubs Count	YTD New Clubs Count	YTD Cancelled Clubs Count	YTD Net Club Gain	Current Total Members Count	YTD Add	YTD Drop	YTD Net Growth	YTD Net Growth %	Member Count 12 Months Ago	Average Member Count Per Club	% of Clubs with less than 20 members	% No MMR in 3 Months	% No Officer Report in 12 Months	% of Clubs with balance 90+ days	Number of Clubs in Status Quo	% Status Quo Clubs in Financial Suspension	Number of Cancelled Clubs	Average Cancelled Club Age	Members Lost Due to Cancellation	% of Clubs Cancelled for Non-Financial Reasons
51	1	1	0	1,506	204	205	-1	-0.07%	1,447	30	35%	35%	0%	8%	1	100%	1	71	22	0%

* - P - Priority Club. Cancellation Reasons: 1-Objectives/conduct, 2-Non-active club, 5-Non-existing club, 6-Disbanding, 7-Merger, 8-Financial Suspension, 9-District/Multiple District Dues.

** - Abbreviation: P-President, S-Secretary, T-Treasurer, M-Member Chairperson, VP-First Vice President, MC-Communications Chairperson, SC-Service Chairperson

*** - Abbreviation: N/R - Never reported using the Lions Clubs website, N/A - Not applicable, No password registered for the Lions Clubs website.

**** - Abbreviation: N - New, IP - Immediate Past, R - Repeat.




Club Health Assessment for District LD 2 through May 2025

			Status	Membership							Reports					Finance		LCIF
Club Number	Club Name	Charter Date		Current Member Count	YTD Members Added	YTD Members Dropped	YTD Net Growth	YTD Net Growth%	Member Count 12 Months Ago	Avg. length of service for dropped members	Months Since Last MMR ***	Yrs. Since Last Officer Report	President Rotation	Vice President Reported ****	Months Since Last Activity Report ***	Account Balance	Donations for current Fiscal Year	
			Number of times on status quo within last two years	If below 15 members appears				If net loss is greater than 20% appears			If no report in 3 months appears in	When more than one year appears in	Number of repeat terms	Notes the officers that do not have an active	If no report at 12 months appears in red			
Clubs less than two years old																		
182243	Bom Retiro Do Sul	05/20/2025	Newly Chartered	26	26	0	26	100.00%	0		0			VP	N/R			
182017	Encantado	05/15/2025	Newly Chartered	30	30	0	30	100.00%	0		0			VP,SC	N/R			
172277	Salto Do Jacui	06/20/2024	Cancelled(8*)	0	0	27	-27	-100.00%	0	1	2		None	P,S,T,M,VP SC	N/A	90+ Days		
172436	Vale Real	06/22/2024	Active(2)	24	2	1	1	4.35%	0	1	3		2	M,VP,SC	5			
Clubs more than two years old																		
154300	Bom Princípio	05/05/2023	Cancelled(8*)	0	0	24	-24	-100.00%	0	2	5		None	P,S,T,M,VP SC	17	90+ Days		
16743	CAMPO BOM Exc Award (06/30/2023)	09/02/1959	Active	58	4	5	-1	-1.69%	59	25	0			N	0		\$1,000.81	
31306	CANDELARIA	10/28/1975	Active	19	0	0	0	0.00%	19		4			R M	18			
16744	CANELA	09/30/1962	Active	32	0	0	0	0.00%	29		1			IP	1		\$5.21	
116541	DOIS IRMÃOS PORTAL DA SERRA Exc Award (06/30/2016, 06/30/2024)	04/09/2012	Active	18	2	7	-5	-21.74%	23	7	0		None	P,S,VP	6			
16746	ESTANCIA VELHA Exc Award (06/30/2018)	08/30/1960	Active	27	3	1	2	8.00%	25	14	0			N SC	0			
16748	ESTEIO CENTRO	06/04/1962	Active	39	5	2	3	8.33%	31	1	0			N M	0		\$999.64	
33943	ESTEIO EXPOSICAO Exc Award (06/30/2023)	05/24/1977	Active	16	0	2	-2	-11.11%	18	7	0			M,VP,SC	0		\$9.62	
39279	ESTEIO INDUSTRIAL Exc Award (06/30/2016)	01/20/1981	Active	18	2	6	-4	-18.18%	22	16	0			N	5			
16747	ESTRELA Exc Award (06/30/2023)	10/19/1958	Active	53	10	5	5	10.42%	48	18	0			N	0		\$1,026.91	
16749	FELIZ Exc Award (06/30/2022, 06/30/2023, 06/30/2024)	09/10/1971	Active	61	1	1	0	0.00%	60	22	0			N M	7	90+ Days		
16750	GRAMADO Exc Award (06/30/2024)	02/26/1969	Active	24	0	1	-1	-4.00%	24	1	0			N M,SC	0		\$3.48	



Club Health Assessment for District LD 2 through May 2025

			Status	Membership							Reports					Finance		LCIF
Club Number	Club Name	Charter Date		Current Member Count	YTD Members Added	YTD Members Dropped	YTD Net Growth	YTD Net Growth%	Member Count 12 Months Ago	Avg. length of service for dropped members	Months Since Last MMR ***	Yrs. Since Last Officer Report	President Rotation	Vice President Reported ****	Months Since Last Activity Report ***	Account Balance	Donations for current Fiscal Year	
			Number of times on status quo within last two years	If below 15 members appears				If net loss is greater than 20% appears			If no report in 3 months appears in	When more than one year appears in	Number of repeat terms	Notes the officers that do not have an active	If no report at 12 months appears in red			
16751	IGREJINHA	09/20/1965	Active	22	0	11	-11	-33.33%	34	8	2			N SC	1		\$20.16	
16753	LAJEADO	10/18/1958	Active	25	0	9	-9	-26.47%	27	6	2			R	0		\$6.88	
33272	LAJEADO FLORESTAL	01/31/1977	Active	70	17	8	9	14.75%	57	4	1			N	0		\$1,069.77	
Exc Award (06/30/2023)																		
16754	MONTENEGRO	07/30/1957	Active(1)	14	4	3	1	7.69%	13	4	0		2	N M,SC	0			
97416	MONTENEGRO SAO JOAO	06/28/2006	Active	26	2	2	0	0.00%	26	9	4			N	0		\$1,000.43	
Exc Award (06/30/2017)																		
47620	NOVA HARTZ	06/27/1987	Active	28	1	1	0	0.00%	24	1	0			N	0			
16756	NOVO HAMBURGO CENTRO	05/18/1956	Active	50	0	2	-2	-3.85%	48	12	0			N	0		\$554.06	
Exc Award (06/30/2023, 06/30/2024)																		
16757	NOVO HAMBURGO COUROCAP	05/16/1969	Active	33	3	3	0	0.00%	33	2	0			N	0		\$1,021.02	
Exc Award (06/30/2017, 06/30/2023)																		
63248	NOVO HAMBURGO TERCEIRO MILENIO	06/01/2000	Active	33	14	8	6	22.22%	27	7	0			R	0		\$1,003.71	
Exc Award (06/30/2020, 06/30/2023)																		
51126	PAROBE	12/17/1990	Active	36	0	2	-2	-5.26%	35	8	0			M,VP	0		\$1,000.00	
16761	PORTAO	06/09/1967	Active	41	8	9	-1	-2.38%	44	3	2			N SC	0		\$1,001.60	
Exc Award (06/30/2023)																		
53359	ROLANTE	06/18/1992	Active	23	1	0	1	4.55%	22		0			N SC	0			
53590	SANTA CRUZ DO SUL ALIANCA	08/19/1992	Active	38	0	0	0	0.00%	39		2			VP	1		\$818.00	
Exc Award (06/30/2021, 06/30/2022)																		
16764	SANTA CRUZ DO SUL CENTRO	09/14/1957	Active	31	2	4	-2	-6.06%	28	6	2			VP,SC	10		\$3.48	
58729	SANTA CRUZ DO SUL RAO DE SOL	10/08/1996	Active	9	0	7	-7	-43.75%	15	14	0		6	S,VP	0			
16765	SAO FRAN DE PAULA	04/04/1961	Active	24	4	4	0	0.00%	24	4	0			VP	6			
16766	SAO LEOPOLDO 25 DE JULHO	10/27/1959	Active	21	1	2	-1	-4.55%	22	7	0		2	R	11		\$6.96	
59588	SAO LEOPOLDO ANA TERRA	05/20/1997	Active	17	0	1	-1	-5.56%	18	2	0		2	R	0			



Club Health Assessment for District LD 2 through May 2025

			Status		Membership						Reports					Finance		LCIF		
Club Number	Club Name	Charter Date			Current Member Count	YTD Members Added	YTD Members Dropped	YTD Net Growth	YTD Net Growth%	Member Count 12 Months Ago	Avg. length of service for dropped members	Months Since Last MMR ***	Yrs. Since Last Officer Report	President Rotation	Vice President Reported ****	Months Since Last Activity Report ***	Account Balance	Donations for current Fiscal Year		
			Number of times on status quo within last two years		If below 15 members appears				If net loss is greater than 20% appears			If no report in 3 months appears in	When more than one year appears in	Number of repeat terms		Notes the officers that do not have an active red	If no report at 12 months appears in red			
39280	SAO LEOPOLDO IMIGRANTE	01/20/1981	Active		19	0	0	0	0.00%	18		12		3	N	T,VP,SC	21			
42661	SAO LEOPOLDO PADRE REUS	05/19/1983	Active		49	4	3	1	2.08%	48	6	1			N		2		\$2,001.59	
Exc Award (06/30/2023, 06/30/2024)																				
44031	SAPIRANGA FERRABRAZ	06/30/1984	Active(2)		13	13	1	12	1200.00%	12	13	9		None	N	P,T	0			
16769	SAPUCAIA DO SUL	08/28/1964	Active		20	3	6	-3	-13.04%	24	4	0		3		M,VP,SC	0			
Exc Award (06/30/2023)																				
16826	SOBRADINHO	06/08/1958	Active(1)		22	1	3	-2	-8.33%	19	4	5			N	M,VP,SC	0			
16771	TAQUARA	06/06/1961	Active		54	2	1	1	1.89%	52	5	2		2	R		0		\$2,111.48	
Exc Award (06/30/2018, 06/30/2023)																				
146292	Taquara Inovação	05/26/2021	Active		27	1	2	-1	-3.57%	28	4	0		2		M,VP,SC	0			
16772	TAQUARI	12/16/1959	Active(1)		13	0	0	0	0.00%	13		13	1	None		P,S,T,M,VP SC	13			
109781	TEUTÔNIA	12/06/2010	Active		16	4	6	-2	-11.11%	18	3	0			N	S	0		\$264.33	
Exc Award (06/30/2023)																				
16773	TRES COROAS	07/03/1965	Active		33	1	1	0	0.00%	33	12	1			N		0			
16774	VENANCIO AIRES	10/19/1958	Active		41	4	5	-1	-2.38%	42	18	2			N		0			
59505	VENANCIO AIRES MELVIN JONES	05/05/1997	Active		36	1	2	-1	-2.70%	39	3	6		2	N	T,M,SC	0			
Exc Award (06/30/2016, 06/30/2021, 06/30/2024)																				
Current Total Clubs Count	YTD New Clubs Count	YTD Cancelled Clubs Count	YTD Net Club Gain	Current Total Members Count	YTD Add	YTD Drop	YTD Net Growth	YTD Net Growth %	Member Count 12 Months Ago	Average Member Count Per Club	% of Clubs with less than 20 members	% No MMR in 3 Months	% No Officer Report in 12 Months	% of Clubs with balance 90+ days	Number of Clubs in Status Quo	% Status Quo Clubs in Financial Suspension	Number of Cancelled Clubs	Average Cancelled Club Age	Members Lost Due to Cancellation	% of Clubs Cancelled for Non-Financial Reasons
44	2	2	0	1,329	176	188	-12	-0.89%	1,240	30	25%	18%	2%	2%	0	0%	2	1	51	0%

* - P - Priority Club. Cancellation Reasons: 1-Objectives/conduct, 2-Non-active club, 5-Non-existing club, 6-Disbanding, 7-Merger, 8-Financial Suspension, 9-District/Multiple District Dues.

** - Abbreviation: P-President, S-Secretary, T-Treasurer, M-Member Chairperson, VP-First Vice President, MC-Communications Chairperson, SC-Service Chairperson

*** - Abbreviation: N/R - Never reported using the Lions Clubs website, N/A - Not applicable, No password registered for the Lions Clubs website.

**** - Abbreviation: N - New, IP - Immediate Past, R - Repeat.



Club Health Assessment for District LD 3 through May 2025

			Status	Membership							Reports					Finance		LCIF
Club Number	Club Name	Charter Date		Current Member Count	YTD Members Added	YTD Members Dropped	YTD Net Growth	YTD Net Growth%	Member Count 12 Months Ago	Avg. length of service for dropped members	Months Since Last MMR ***	Yrs. Since Last Officer Report	President Rotation	Vice President Reported ****	Months Since Last Activity Report ***	Account Balance	Donations for current Fiscal Year	
			Number of times on status quo within last two years	If below 15 members appears				If net loss is greater than 20% appears			If no report in 3 months appears in	When more than one year appears in	Number of repeat terms	Notes the officers that do not have an active	If no report at 12 months appears in red			
Clubs more than two years old																		
16777	ARROIO GRANDE	04/25/1972	Active(1)	21	1	3	-2	-8.70%	23	24	0			M,VP,SC	7			
	Exc Award (06/30/2018, 06/30/2022, 06/30/20																	
16779	BAGE	04/21/1956	Active	28	1	0	1	3.70%	27		0			M,VP,SC	6		\$148.77	
	Exc Award (06/30/2019)																	
16778	BAGE DON DIOGO	12/17/1966	Active	44	3	2	1	2.33%	43	11	0			N	0		\$856.28	
	Exc Award (06/30/2018, 06/30/2020, 06/30/20																	
35745	BAGE SANTA TECLA	06/07/1978	Active	30	2	8	-6	-16.67%	34	7	0		3	R	M,SC	0	\$448.70	
	Exc Award (06/30/2023, 06/30/2024)																	
63320	BAGE SOLIDARIEDADE	06/16/2000	Active	29	2	3	-1	-3.33%	30	6	1		2		P,M,VP,SC	0	\$1,240.64	
	Exc Award (06/30/2016, 06/30/2018)																	
124064	Bagé Tradição	01/26/2015	Active	20	10	9	1	5.26%	20	5	0			N	2		\$20.01	
16782	CACAPAVA DO SUL	04/21/1960	Active(1)	34	8	1	7	25.93%	27	5	0		2	R	P,M,SC	1	\$460.30	
	Exc Award (06/30/2018, 06/30/2019)																	
16783	CACHOEIRA DO SUL	06/07/1958	Active	39	6	3	3	8.33%	37	11	0			N	T	0		
	Exc Award (06/30/2017, 06/30/2020, 06/30/20																	
16785	CAMAQUA	04/19/1960	Active	23	1	2	-1	-4.17%	24	31	2			N	0			
29531	CAMAQUA UNIVERSITARIO	06/28/1974	Active	55	10	1	9	19.57%	46	1	0		4	R	0			
	Exc Award (06/30/2023, 06/30/2024)																	
16788	CANOAS	10/20/1961	Active	36	0	2	-2	-5.26%	38	4	0			N	M,SC	5	\$106.00	
	Exc Award (06/30/2019, 06/30/2022)																	
100543	CANOAS NITEROI	11/13/2007	Active	20	6	0	6	42.86%	14		0			N	SC	0	\$20.05	
	Exc Award (06/30/2019, 06/30/2020, 06/30/20																	
45124	CANOAS SANTA RITA	06/20/1985	Active	26	3	2	1	4.00%	25	1	0			R	5		\$304.56	
	Exc Award (06/30/2017, 06/30/2019, 06/30/20																	
39281	CAPAO DA CANOA	01/20/1981	Active	43	2	4	-2	-4.44%	45	5	0				T,M,VP	1	\$30.00	
	Exc Award (06/30/2018, 06/30/2019, 06/30/20																	
16791	GENERAL CAMARA	11/20/1960	Active	32	1	0	1	3.23%	30		4			N	0		\$40.10	
	Exc Award (06/30/2022, 06/30/2023)																	



Club Health Assessment for District LD 3 through May 2025

			Status	Membership							Reports					Finance	LCIF
Club Number	Club Name	Charter Date		Current Member Count	YTD Members Added	YTD Members Dropped	YTD Net Growth	YTD Net Growth%	Member Count 12 Months Ago	Avg. length of service for dropped members	Months Since Last MMR ***	Yrs. Since Last Officer Report	President Rotation	Vice President Reported ****	Months Since Last Activity Report ***	Account Balance	Donations for current Fiscal Year
			Number of times on status quo within last two years	If below 15 members appears				If net loss is greater than 20% appears			If no report in 3 months appears in	When more than one year appears in	Number of repeat terms	Notes the officers that do not have an active	If no report at 12 months appears in red		
16792	GRAVATAI	04/19/1960	Active	19	4	7	-3	-13.64%	22	7	1		3	T,VP,SC	0		\$20.05
	Exc Award (06/30/2018, 06/30/2023)																
34961	GUAIBA	01/05/1978	Active	21	1	11	-10	-32.26%	31	4	1			R T	0		
	Exc Award (06/30/2018)																
16794	OSORIO	09/28/1961	Active	17	3	2	1	6.25%	16	10	0			N SC	0		
16795	PELOTAS CENTRO	12/21/1957	Active	43	0	3	-3	-6.52%	46	11	3			R	0		
	Exc Award (06/30/2019)																
30647	PELOTAS LARANJAL	04/24/1975	Active	22	4	9	-5	-18.52%	27	7	0			N M,SC	8		\$1,050.02
	Exc Award (06/30/2023)																
31307	PIRATINI	10/28/1975	Active	11	2	0	2	22.22%	9		7		4	R	0		
	Exc Award (06/30/2023)																
16803	PORTO ALEGRE BALNEARIOS	06/15/1960	Active	22	0	2	-2	-8.33%	24	22	1			R VP	0		\$20.65
	Exc Award (06/30/2019, 06/30/2020, 06/30/2021)																
39174	PORTO ALEGRE BARAO DO CAHY	12/29/1980	Active	37	2	3	-1	-2.63%	37	19	1			R	0		\$517.02
	Exc Award (06/30/2017, 06/30/2020, 06/30/2021)																
50027	PORTO ALEGRE BELA VISTA	12/20/1989	Cancelled(6*)	0	0	13	-13	-100.00%	13	26	9		None	P,S,T,M,VP SC	23		
16800	PORTO ALEGRE BENTO GONCALVES	12/30/1966	Active	34	3	2	1	3.03%	33	16	0			N	0		\$700.44
	Exc Award (06/30/2016, 06/30/2019, 06/30/2020)																
16813	PORTO ALEGRE CENTENÁRIO	11/19/1962	Active	14	0	0	0	0.00%	14		0		2	R	0		\$10.01
	Exc Award (06/30/2020, 06/30/2023, 06/30/2024)																
51507	PORTO ALEGRE IPIRANGA	04/01/1991	Active	36	0	1	-1	-2.70%	37	34	1			N	2		\$20.00
	Exc Award (06/30/2020, 06/30/2021, 06/30/2022)																
122615	Porto Alegre Medianeira	06/24/2014	Active	15	1	0	1	7.14%	14		0		2	R	0		\$35.85
	Exc Award (06/30/2017, 06/30/2019, 06/30/2020)																
16809	PORTO ALEGRE PASSO D'AREIA	12/05/1961	Active	15	7	2	5	50.00%	10	0	0			R	2		\$1,001.38
16815	PORTO ALEGRE S JOAO NAVEGANTES	03/22/1960	Active	18	0	3	-3	-14.29%	22	18	1			IP	0		\$40.07
	Exc Award (06/30/2023)																



Club Health Assessment for District LD 3 through May 2025

			Status	Membership							Reports					Finance		LCIF
Club Number	Club Name	Charter Date		Current Member Count	YTD Members Added	YTD Members Dropped	YTD Net Growth	YTD Net Growth%	Member Count 12 Months Ago	Avg. length of service for dropped members	Months Since Last MMR ***	Yrs. Since Last Officer Report	President Rotation	Vice President Reported ****	Months Since Last Activity Report ***	Account Balance	Donations for current Fiscal Year	
			Number of times on status quo within last two years	If below 15 members appears				If net loss is greater than 20% appears			If no report in 3 months appears in	When more than one year appears in	Number of repeat terms	Notes the officers that do not have an active	If no report at 12 months appears in red			
16816	PORTO ALEGRE SANTA FLORA Exc Award (06/30/2016, 06/30/2017, 06/30/20	11/30/1971	Active	56	5	0	5	9.80%	49		0			VP	0			
16818	RIO GRANDE CENTRO Exc Award (06/30/2016, 06/30/2019, 06/30/20	05/18/1958	Cancelled(6*)	0	0	2	-2	-100.00%	2	8	8		None	P,S,T,M,VP SC M	10			
16820	RIO PARDO Exc Award (06/30/2016, 06/30/2019, 06/30/20	01/05/1960	Active	35	9	6	3	9.38%	32	6	0		N	M	0		\$704.85	
32686	SANTA VITORIA DO PALMAR Exc Award (06/30/2022)	08/17/1976	Active	19	1	2	-1	-5.00%	20	16	1		N	M	5			
16822	SANTO ANTONIO DA PATRULHA Exc Award (06/30/2023)	09/27/1961	Active	24	1	0	1	4.35%	18		2		N	SC	0			
16821	SAO JERONIMO Exc Award (06/30/2017, 06/30/2019, 06/30/20	12/04/1960	Active	21	4	2	2	10.53%	19	11	0		N		0		\$1,488.62	
16825	SAO LOURENCO DO SUL Exc Award (06/30/2022)	01/07/1962	Active	12	2	0	2	20.00%	10		1			P,M,VP,SC	7			
16827	TORRES Exc Award (06/30/2018, 06/30/2019, 06/30/20	10/07/1961	Active	10	0	3	-3	-23.08%	13	11	5		4	VP	1		\$23.45	
16828	TRAMANDAI Exc Award (06/30/2016, 06/30/2022, 06/30/20	06/20/1967	Active(1)	16	1	3	-2	-11.11%	18	3	0		3	T,M,VP,SC	7		\$17.38	
45694	TRIUNFO Exc Award (06/30/2022)	01/13/1986	Active(1)	20	6	2	4	25.00%	16	8	1			T,M,VP,SC	5			
16829	VIAMAO Exc Award (06/30/2016, 06/30/2020, 06/30/20	04/25/1961	Active	14	3	4	-1	-6.67%	15	19	0		2	T,M,VP,SC	0		\$20.05	
118229	VIAMAO NOSSA SENHORA APARECIDA Exc Award (06/30/2016, 06/30/2020, 06/30/20	11/09/2012	Active	21	1	2	-1	-4.55%	18	7	3		N	T	0			
134746	Xangri-lá Exc Award (06/30/2021, 06/30/2024)	05/30/2018	Active	15	3	3	0	0.00%	14	3	4		R		0		\$226.15	

Clubs Cancelled Previous Fiscal Year – Clubs Cancelled within last 12 months may be reinstated

Club Number	Club Name	Charter Date	Current Status*	Cancellation Date
-------------	-----------	--------------	-----------------	-------------------



Club Health Assessment for District LD 3 through May 2025

			Status				Membership						Reports				Finance		LCIF	
Club Number	Club Name	Charter Date		Current Member Count	YTD Members Added	YTD Members Dropped	YTD Net Growth	YTD Net Growth%	Member Count 12 Months Ago	Avg. length of service for dropped members	Months Since Last MMR ***	Yrs. Since Last Officer Report	President Rotation	Vice President Reported ****	Months Since Last Activity Report ***	Account Balance	Donations for current Fiscal Year			
			Number of times on status quo within last two years	If below 15 members appears				If net loss is greater than 20% appears			If no report in 3 months appears in	When more than one year appears in	Number of repeat terms	Notes the officers that do not have an active	If no report at 12 months appears in red					
104941	ARROIO DO SAL	03/17/2009	Cancelled(6*)	07/29/2023																
16784	CACHOEIRA SUL CACH DO FANDANGO	06/18/1973	Cancelled(6*)	07/29/2023																
Current Total Clubs Count	YTD New Clubs Count	YTD Cancelled Clubs Count	YTD Net Club Gain	Current Total Members Count	YTD Add	YTD Drop	YTD Net Growth	YTD Net Growth %	Member Count 12 Months Ago	Average Member Count Per Club	% of Clubs with less than 20 members	% No MMR in 3 Months	% No Officer Report in 12 Months	% of Clubs with balance 90+ days	Number of Clubs in Status Quo	% Status Quo Clubs in Financial Suspension	Number of Cancelled Clubs	Average Cancelled Club Age	Members Lost Due to Cancellation	% of Clubs Cancelled for Non-Financial Reasons
41	0	2	-2	1,067	119	127	-8	-0.74%	1,062	26	32%	15%	0%	0%	0	0%	2	83	15	100%

* - P - Priority Club. Cancellation Reasons: 1-Objectives/conduct, 2-Non-active club, 5-Non-existing club, 6-Disbanding, 7-Merger, 8-Financial Suspension, 9-District/Multiple District Dues.

** - Abbreviation: P-President, S-Secretary, T-Treasurer, M-Member Chairperson, VP-First Vice President, MC-Communications Chairperson, SC-Service Chairperson

*** - Abbreviation: N/R - Never reported using the Lions Clubs website, N/A - Not applicable, No password registered for the Lions Clubs website.

**** - Abbreviation: N - New, IP - Immediate Past, R - Repeat.



Club Health Assessment for District LD 4 through May 2025

			Status	Membership							Reports					Finance		LCIF
Club Number	Club Name	Charter Date		Current Member Count	YTD Members Added	YTD Members Dropped	YTD Net Growth	YTD Net Growth%	Member Count 12 Months Ago	Avg. length of service for dropped members	Months Since Last MMR ***	Yrs. Since Last Officer Report	President Rotation	Vice President Reported ****	Months Since Last Activity Report ***	Account Balance	Donations for current Fiscal Year	
			Number of times on status quo within last two years	If below 15 members appears			If net loss is greater than 20% appears			If no report in 3 months appears in			When more than one year appears in	Number of repeat terms	Notes the officers that do not have an active	If no report at 12 months appears in red		
Clubs less than two years old																		
171411	AJURICABA	06/10/2024	Active	24	0	1	-1	-4.00%	0	1	3		2	M,VP,SC	0			
181590	Girua	05/01/2025	Newly Chartered	20	20	0	20	100.00%	0		0			VP,SC	N/R			
172071	Horizontina	06/22/2024	Active	31	4	6	-2	-6.06%	0	0	5		2	R M	N/R			
156413	Santa Rosa União	11/10/2023	Active	43	10	10	0	0.00%	41	1	0			N	1		\$206.73	
171925	Sao Joao Do Polesine	06/06/2024	Active	46	1	0	1	2.22%	0		7		2	N	0			
Clubs more than two years old																		
16830	AGUDO	12/09/1967	Active	60	1	6	-5	-7.69%	63	8	1			P,VP	0		\$1,150.62	
Exc Award (06/30/2020, 06/30/2023)																		
16831	ALEGRETE	11/30/1960	Active	26	3	2	1	4.00%	25	4	2			N SC	0			
47656	ALEGRETE IBIRAPUITA	07/31/1987	Active	29	3	1	2	7.41%	27	4	0			N M	0		\$183.74	
43889	AUGUSTO PESTANA	05/31/1984	Active	42	4	2	2	5.00%	40	1	2			N SC	0		\$845.31	
Exc Award (06/30/2024)																		
32619	CATUIPE	07/27/1976	Active	41	1	0	1	2.50%	38		0			N	0		\$410.13	
Exc Award (06/30/2017, 06/30/2018, 06/30/20)																		
16834	CERRO LARGO	12/20/1967	Active	44	0	2	-2	-4.35%	40	3	1			N	0		\$147.97	
Exc Award (06/30/2017, 06/30/2019, 06/30/20)																		
123531	Chiapetta Esperanca	10/31/2014	Active	15	0	2	-2	-11.76%	16	3	0			M,VP,SC	0			
43235	CRISSIUMAL	12/14/1983	Active	34	2	2	0	0.00%	35	2	6			N VP,SC	0			
16836	CRUZ ALTA	03/09/1960	Active	40	1	8	-7	-14.89%	46	10	0		None	N P	0			
Exc Award (06/30/2021)																		
148847	Cruz Alta Iuri N Ribas	11/02/2021	Active	19	2	18	-16	-45.71%	26	1	0		2	R M,SC	5			
Exc Award (06/30/2022, 06/30/2023)																		
16839	DOM PEDRITO	05/28/1961	Active	44	5	2	3	7.32%	41	6	2			N	9		\$300.00	
Exc Award (06/30/2018, 06/30/2020, 06/30/20)																		
16841	FREDERICO WESTPHALEN	11/23/1960	Active	37	2	30	-28	-43.08%	65	6	0		2	R M,SC	15			
Exc Award (06/30/2016, 06/30/2017, 06/30/20)																		



Club Health Assessment for District LD 4 through May 2025

			Status	Membership							Reports					Finance		LCIF
Club Number	Club Name	Charter Date		Current Member Count	YTD Members Added	YTD Members Dropped	YTD Net Growth	YTD Net Growth%	Member Count 12 Months Ago	Avg. length of service for dropped members	Months Since Last MMR ***	Yrs. Since Last Officer Report	President Rotation	Vice President Reported ****	Months Since Last Activity Report ***	Account Balance	Donations for current Fiscal Year	
			Number of times on status quo within last two years	If below 15 members appears					If net loss is greater than 20% appears			If no report in 3 months appears in	When more than one year appears in	Number of repeat terms	Notes the officers that do not have an active	If no report at 12 months appears in red		
16845	IBIRUBA	03/08/1960	Active	46	19	23	-4	-8.00%	48	5	0			N	7		\$999.99	
Exc Award (06/30/2020)																		
16846	IJUI	10/25/1959	Active	74	2	5	-3	-3.90%	73	20	2			N	5		\$1,028.64	
Exc Award (06/30/2023, 06/30/2024)																		
16848	ITAQUI	11/05/1961	Active	56	7	4	3	5.66%	53	8	1			N	SC	0		
Exc Award (06/30/2021, 06/30/2024)																		
16849	JAGUARI	05/26/1961	Active	31	2	4	-2	-6.06%	36	15	0			N	S,VP	11		
65493	JULIO DE CASTILHOS CENTRO	06/03/2002	Active	28	4	7	-3	-9.68%	27	16	1			N	S,M,SC	5	\$191.71	
Exc Award (06/30/2024)																		
16850	PALMEIRA DAS MISSOES	04/27/1960	Active(1)	27	2	9	-7	-20.59%	38	14	0			N	S,M,SC	10		
Exc Award (06/30/2018)																		
16851	PANAMBI	09/06/1960	Active	53	8	9	-1	-1.85%	54	6	0			N		7	\$3,002.10	
Exc Award (06/30/2017, 06/30/2018)																		
33944	PEJUCARA	05/31/1977	Active(1)	25	0	0	0	0.00%	21		12		2	N	S,M	14		
43362	PORTO XAVIER	01/06/1984	Active	21	2	2	0	0.00%	21	6	2			N	M,SC	0		
Exc Award (06/30/2024)																		
16853	QUARAI	08/01/1964	Active	15	0	1	-1	-6.25%	16	4	9		2	N	P,SC	5		
139393	Quevedos	08/09/2019	Active	36	3	3	0	0.00%	36	5	3		None	N	P,T,VP,SC	5	\$249.38	
16854	RESTINGA SECA	06/15/1967	Active	24	4	2	2	9.09%	20	16	0		2	R		0		
16855	ROSARIO DO SUL	05/01/1961	Active	45	0	0	0	0.00%	45		11				P,S,T,M,VP SC	10		
49795	SANTA MARIA CAMOBI	08/04/1989	Active	33	5	3	2	6.45%	29	3	0			N		0	\$999.99	
Exc Award (06/30/2020, 06/30/2021, 06/30/2022)																		
16864	SANTA MARIA CENTRO	10/25/1958	Active	21	2	2	0	0.00%	16	0	2		2	N		1		
16856	SANTA MARIA DORES	06/28/1972	Active	48	20	5	15	45.45%	32	2	0			N	SC	0	\$1,443.04	
Exc Award (06/30/2021, 06/30/2022)																		
16861	SANTA MARIA ITARARE	03/27/1962	Active	19	0	0	0	0.00%	19		12		2	N	M,SC	0		
63346	SANTA MARIA MEDIANEIRA	06/23/2000	Active	35	1	6	-5	-12.50%	39	4	4			N		0	\$316.25	
Exc Award (06/30/2016, 06/30/2018, 06/30/2020)																		



Club Health Assessment for District LD 4 through May 2025

			Status	Membership							Reports					Finance		LCIF
Club Number	Club Name	Charter Date		Current Member Count	YTD Members Added	YTD Members Dropped	YTD Net Growth	YTD Net Growth%	Member Count 12 Months Ago	Avg. length of service for dropped members	Months Since Last MMR ***	Yrs. Since Last Officer Report	President Rotation	Vice President Reported ****	Months Since Last Activity Report ***	Account Balance	Donations for current Fiscal Year	
			Number of times on status quo within last two years	If below 15 members appears				If net loss is greater than 20% appears			If no report in 3 months appears in	When more than one year appears in	Number of repeat terms	Notes the officers that do not have an active	If no report at 12 months appears in red			
16865	SANTA ROSA CENTRO	03/06/1960	Active	34	14	13	1	3.03%	33	2	0		2	M,VP,SC	0			
	Exc Award (06/30/2018)																	
16862	SANTANA DO LIVRAMENTO	06/01/1961	Active	35	0	3	-3	-7.89%	36	11	1			N	S,M,VP,SC	9	\$37.68	
	Exc Award (06/30/2016)																	
44032	SANTIAGO CENTENARIO	06/30/1984	Active	20	5	8	-3	-13.04%	18	1	0			N	M,SC	0	\$975.09	
	Exc Award (06/30/2022, 06/30/2024)																	
16866	SANTIAGO CENTRO	11/15/1960	Active	65	4	5	-1	-1.52%	66	8	0			N		0	\$501.65	
	Exc Award (06/30/2021, 06/30/2022, 06/30/2023)																	
16867	SANTO ANGELO	11/09/1957	Active	44	1	2	-1	-2.22%	44	26	0		2	N	M,SC	0		
	Exc Award (06/30/2022, 06/30/2023, 06/30/2024)																	
16863	SANTO ANGELO TIARAJU	07/28/1963	Active	38	0	1	-1	-2.56%	39	2	5			N		0	\$36.14	
	Exc Award (06/30/2021)																	
57625	SANTO ANGELO UNIVERSITARIO	12/05/1995	Active	49	2	9	-7	-12.50%	52	8	0			N	SC	0	\$1,109.99	
	Exc Award (06/30/2017, 06/30/2020, 06/30/2021)																	
16870	SANTO AUGUSTO	07/20/1972	Active	73	6	9	-3	-3.95%	70	11	0			N	SC	1	\$1,000.00	
	Exc Award (06/30/2021)																	
16859	SANTO CRISTO	12/22/1965	Active	36	8	2	6	20.00%	30	5	6				M,VP,SC	12		
	Exc Award (06/30/2017)																	
16860	SAO BORJA	10/14/1962	Active	29	3	4	-1	-3.33%	30	10	0		2	N	VP,SC	10		
	Exc Award (06/30/2021, 06/30/2023)																	
61797	SAO FRANCISCO DE ASSIS	04/21/1999	Active	68	0	0	0	0.00%	67		0			N	M	0	\$913.89	
	Exc Award (06/30/2018, 06/30/2021, 06/30/2022)																	
16868	SAO GABRIEL	05/02/1961	Active	12	2	2	0	0.00%	13	16	0		2	N	P,T,M,SC	18		
45695	SAO GABRIEL BATOVI	01/10/1986	Cancelled(6*)	0	0	7	-7	-100.00%	7	18	0		None		P,S,T,M,VP SC	6		
130567	São Gabriel Plácido de Castro	04/17/2017	Active	20	2	0	2	11.11%	16		0		2		S,T,M,VP,SC	5		
146736	SÃO MIGUEL DAS MISSÕES	06/16/2021	Active(2)	21	0	0	0	0.00%	18		11		2		M,VP,SC	20		
16872	SAO PEDRO DO SUL	11/30/1964	Active	80	6	4	2	2.56%	77	28	1			N	M,SC	0	\$1,101.74	
	Exc Award (06/30/2019, 06/30/2020, 06/30/2021)																	



Club Health Assessment for District LD 4 through May 2025

			Status								Membership							Reports					Finance		LCIF
Club Number	Club Name	Charter Date		Current Member Count	YTD Members Added	YTD Members Dropped	YTD Net Growth	YTD Net Growth%	Member Count 12 Months Ago	Avg. length of service for dropped members	Months Since Last MMR ***	Yrs. Since Last Officer Report	President Rotation	Vice President Reported ****	Months Since Last Activity Report ***	Account Balance	Donations for current Fiscal Year								
			Number of times on status quo within last two years	If below 15 members appears				If net loss is greater than 20% appears			If no report in 3 months appears in	When more than one year appears in	Number of repeat terms		Notes the officers that do not have an active	If no report at 12 months appears in red									
16842	SAO VICENTE DO SUL	05/31/1969	Active	37	0	1	-1	-2.63%	36	13	0		2	N	M,VP,SC	8									
129794	Seberi Centenario	01/18/2017	Active(1)	45	0	10	-10	-18.18%	56	5	3			IP	P,S	3									
30959	TRES DE MAIO	06/23/1975	Active	73	6	0	6	8.96%	65		1				M,VP,SC	7		\$86.04							
Exc Award (06/30/2021, 06/30/2022)																									
16875	TRES PASSOS	04/28/1960	Active(1)	25	1	5	-4	-13.79%	24	6	3		3	N	M	2									
16874	TRES PASSOS TUCUMA	01/27/1972	Active	73	1	2	-1	-1.35%	72	1	0			N	SC	7		\$999.98							
Exc Award (06/30/2017, 06/30/2023, 06/30/2024)																									
37122	TUCUNDUVA	05/21/1979	Active	42	0	0	0	0.00%	36		11			N		9		\$7.30							
Exc Award (06/30/2021)																									
16877	TUPARENDI	06/04/1962	Active	35	2	0	2	6.06%	33		1			N		0		\$55.00							
Exc Award (06/30/2024)																									
16876	URUGUAIANA	05/10/1961	Active	29	2	1	1	3.57%	28	35	0		2	N	M,VP,SC	0		\$20.00							
Exc Award (06/30/2018)																									
47388	URUGUAIANA TRES FRONTEIRAS	05/28/1987	Active	58	13	5	8	16.00%	52	4	0			N		0		\$2,070.22							
Exc Award (06/30/2022)																									
Current Total Clubs Count	YTD New Clubs Count	YTD Cancelled Clubs Count	YTD Net Club Gain	Current Total Members Count	YTD Add	YTD Drop	YTD Net Growth	YTD Net Growth %	Member Count 12 Months Ago	Average Member Count Per Club	% of Clubs with less than 20 members	% No MMR in 3 Months	% No Officer Report in 12 Months	% of Clubs with balance 90+ days	Number of Clubs in Status Quo	% Status Quo Clubs in Financial Suspension	Number of Cancelled Clubs	Average Cancelled Club Age	Members Lost Due to Cancellation	% of Clubs Cancelled for Non-Financial Reasons					
59	1	1	0	2,273	218	270	-52	-2.24%	2,144	39	8%	27%	0%	0%	0	0%	1	39	7	100%					

* - P - Priority Club. Cancellation Reasons: 1-Objectives/conduct, 2-Non-active club, 5-Non-existing club, 6-Disbanding, 7-Merger, 8-Financial Suspension, 9-District/Multiple District Dues.


** - Abbreviation: P-President, S-Secretary, T-Treasurer, M-Member Chairperson, VP-First Vice President, MC-Communications Chairperson, SC-Service Chairperson

*** - Abbreviation: N/R - Never reported using the Lions Clubs website, N/A - Not applicable, No password registered for the Lions Clubs website.

**** - Abbreviation: N - New, IP - Immediate Past, R - Repeat.



Club Health Assessment for District LD 5 through May 2025

			Status	Membership							Reports					Finance		LCIF
Club Number	Club Name	Charter Date		Current Member Count	YTD Members Added	YTD Members Dropped	YTD Net Growth	YTD Net Growth%	Member Count 12 Months Ago	Avg. length of service for dropped members	Months Since Last MMR ***	Yrs. Since Last Officer Report	President Rotation	Vice President Reported ****	Months Since Last Activity Report ***	Account Balance	Donations for current Fiscal Year	
			Number of times on status quo within last two years	If below 15 members appears				If net loss is greater than 20% appears			If no report in 3 months appears in	When more than one year appears in	Number of repeat terms	Notes the officers that do not have an active	If no report at 12 months appears in red			
Clubs less than two years old																		
158003	Ibirama Centro	04/22/2024	Active	19	0	2	-2	-9.52%	21	1	0			M,VP,SC	6			
154715	Indaial Vitória Régia	06/14/2023	Active	20	7	1	6	42.86%	14	2	0			N	0			
Clubs more than two years old																		
37825	ARAQUARI	12/20/1979	Active	48	6	1	5	11.63%	39	15	7		None	N	P,SC	0		
Exc Award (06/30/2016, 06/30/2017, 06/30/20)																		
16879	BALNEARIO CAMBORIU CENTRO	10/01/1971	Active	76	3	4	-1	-1.30%	77	17	0				VP	0	\$2,000.15	
Exc Award (06/30/2017, 06/30/2018, 06/30/20)																		
57103	BALNEARIO CAMBORIU CL GOV CE G	06/23/1995	Active	18	3	3	0	0.00%	16	0	0		2	R		6		
Exc Award (06/30/2017, 06/30/2024)																		
141609	Balneario Camboriu Helen Keller	06/18/2020	Active	38	8	13	-5	-11.63%	44	3	0			N	T	1		
Exc Award (06/30/2023)																		
37163	BALNEARIO CAMBORIU LEAO DO MAR	05/31/1979	Active	8	0	8	-8	-50.00%	16	2	0		2	R	S,SC	0		
49732	BALNEARIO CAMBURIU BARRA SUL	06/30/1989	Active	32	0	0	0	0.00%	30		11			N		0	\$1,000.00	
Exc Award (06/30/2017, 06/30/2019, 06/30/20)																		
115356	BARRA VELHA SÃO JOÃO DO ITAPERIÚ	10/26/2011	Active	18	1	0	1	5.88%	17		0			IP		3		
16881	BLUMENAU CIDADE JARDIM	01/11/1971	Active	13	4	7	-3	-18.75%	17	10	0			R	SC	0		
37123	BLUMENAU DOUTOR BLUMENAU	05/21/1979	Active	28	2	9	-7	-20.00%	34	5	0			R		1		
Exc Award (06/30/2016, 06/30/2017, 06/30/20)																		
34648	BLUMENAU GARCIA	11/17/1977	Active	16	0	0	0	0.00%	15		0		3	R		0		
Exc Award (06/30/2016, 06/30/2017)																		
122179	Blumenau Integração	05/12/2014	Active	48	2	8	-6	-11.11%	40	3	2		None	N	P	0	\$1,001.74	
Exc Award (06/30/2016, 06/30/2017, 06/30/20)																		
16882	BLUMENAU SUL	12/14/1962	Active	8	0	0	0	0.00%	8		0		2	R		0		
Exc Award (06/30/2019)																		
148580	Bombinhas - Autismo	10/11/2021	Active	20	3	4	-1	-4.76%	23	1	1			N	SC	0		



Club Health Assessment for District LD 5 through May 2025

Club Number	Club Name	Charter Date	Status	Membership							Reports					Finance	LCIF
				Current Member Count	YTD Members Added	YTD Members Dropped	YTD Net Growth	YTD Net Growth%	Member Count 12 Months Ago	Avg. length of service for dropped members	Months Since Last MMR ***	Yrs. Since Last Officer Report	President Rotation	Vice President Reported ****	Months Since Last Activity Report ***	Account Balance	Donations for current Fiscal Year
			Number of times on status quo within last two years	If below 15 members appears				If net loss is greater than 20% appears			If no report in 3 months appears in	When more than one year appears in	Number of repeat terms	Notes the officers that do not have an active	If no report at 12 months appears in red		
Exc Award (06/30/2023)																	
16884	BRUSQUE BERCO DA FIACAO	11/27/1972	Active	19	2	6	-4	-17.39%	24	14	3			N	M,SC	0	\$70.00
Exc Award (06/30/2018)																	
16883	BRUSQUE CENTRO	01/18/1954	Active	21	2	1	1	5.00%	20	18	0			N	M,SC	0	
Exc Award (06/30/2019)																	
119735	Camboriu	06/21/2013	Active	17	4	1	3	21.43%	14	3	0			IP		0	\$1,100.82
149346	Canoinhas Amor a Vida	01/06/2022	Active(3)	8	0	0	0	0.00%	8		16		None		P,S,T,M,VP SC	N/R	
45327	CANOINHAS OURO VERDE	08/29/1985	Active	34	2	5	-3	-8.11%	35	16	1		4	N	M	0	
Exc Award (06/30/2016, 06/30/2018, 06/30/20)																	
48103	CIDADE DE JOINVILLE	02/04/1988	Active	22	0	3	-3	-12.00%	25	6	4			N	M,SC	0	\$16.04
Exc Award (06/30/2016, 06/30/2019)																	
16887	CORUPA	10/21/1967	Active	45	2	3	-1	-2.17%	46	20	3			N	M	0	\$1,000.00
Exc Award (06/30/2016, 06/30/2017, 06/30/20)																	
16893	GASPAR	11/06/1961	Active	14	1	3	-2	-12.50%	17	22	0		2		S,T,M,VP,SC	6	\$18.84
Exc Award (06/30/2016, 06/30/2017)																	
36385	ITAIOPOLIS	12/26/1978	Active	46	5	0	5	12.20%	30		3			N		0	
16896	ITAJAI	05/15/1953	Active	22	3	8	-5	-18.52%	27	7	0				M,VP	2	\$1,023.24
Exc Award (06/30/2019)																	
149746	Itajaí Aliança	02/07/2022	Active	20	7	5	2	11.11%	18	1	0			N		5	
32092	ITAJAI PRAIA	04/07/1976	Active	36	3	1	2	5.88%	33	16	1			N	M,VP,SC	0	
Exc Award (06/30/2016)																	
16895	ITAJAI SUL	02/01/1969	Active	20	7	2	5	33.33%	15	1	1		2	R		2	\$1,003.21
16897	ITAJAI VERDE VALE	03/29/1972	Active	25	6	2	4	19.05%	21	16	0		2	N		0	\$1,000.00
Exc Award (06/30/2018, 06/30/2024)																	
56456	ITAPEMA	01/18/1995	Active	29	8	17	-9	-23.68%	38	5	0			N		0	\$37.68
Exc Award (06/30/2017)																	
16899	JARAGUA DO SUL	02/10/1962	Active	13	6	1	5	62.50%	8	2	2			N		4	
131224	Joinville Iririu	06/20/2017	Active	17	0	3	-3	-15.00%	20	5	8			N	SC	0	



Club Health Assessment for District LD 5 through May 2025

			Status	Membership								Reports					Finance		LCIF
Club Number	Club Name	Charter Date		Current Member Count	YTD Members Added	YTD Members Dropped	YTD Net Growth	YTD Net Growth%	Member Count 12 Months Ago	Avg. length of service for dropped members	Months Since Last MMR ***	Yrs. Since Last Officer Report	President Rotation	Vice President Reported ****	Months Since Last Activity Report ***	Account Balance	Donations for current Fiscal Year		
			Number of times on status quo within last two years	If below 15 members appears				If net loss is greater than 20% appears			If no report in 3 months appears in	When more than one year appears in	Number of repeat terms	Notes the officers that do not have an active	If no report at 12 months appears in red				
57450	MAFRA CENTRO Exc Award (06/30/2018)	10/24/1995	Active(1)	18	18	1	17	1700.00%	2	2	2		None	P,T,M,VP,SC	16	90+ Days			
140870	Mafra Flora Animal	02/24/2020	Active(3)	10	0	0	0	0.00%	10		13		None	P,S,T,M,VP SC	N/A				
38307	MAFRA PEROLA DO PLANALTO Exc Award (06/30/2016, 06/30/2017, 06/30/2018)	04/01/1980	Active	24	6	4	2	9.09%	22	2	0		N		0		\$1,000.95		
136264	Monte Castelo Sustentabilidade Social	09/04/2018	Active(3)	23	8	0	8	53.33%	15		0		N		0				
59748	NAVEGANTES Exc Award (06/30/2024)	06/25/1997	Active	55	1	1	0	0.00%	55	8	2		N	M,SC	3		\$2,212.48		
16906	PRESIDENTE GETULIO Exc Award (06/30/2018, 06/30/2019)	06/23/1962	Active	20	0	1	-1	-4.76%	21	43	4		5	R	M,SC	0			
16908	RIO DO SUL BELA ALIANCA Exc Award (06/30/2016, 06/30/2017, 06/30/2018)	11/01/1971	Active	48	8	1	7	17.07%	40	1	6		N	VP	1		\$1,000.00		
37340	RIO NEGRINHO Exc Award (06/30/2016, 06/30/2023)	06/25/1979	Active	55	5	1	4	7.84%	51	37	0		N	VP	0		\$984.80		
16910	SAO BENTO DO SUL Exc Award (06/30/2016, 06/30/2019)	05/27/1967	Active	44	6	5	1	2.33%	43	12	1		3	M,VP,SC	9				
16911	SAO FRANCISCO DO SUL Exc Award (06/30/2016, 06/30/2022)	04/10/1954	Active	37	0	8	-8	-17.78%	45	14	3		None	N	P,SC	0		\$2,074.01	
16913	TAIO Exc Award (06/30/2016, 06/30/2018)	06/15/1969	Active	28	0	0	0	0.00%	28		15		N	M,VP,SC	0		\$14.61		
16914	TIJUCAS	08/15/1956	Active	40	2	8	-6	-13.04%	46	3	2		N	M,SC	0				
16915	TIMBO Exc Award (06/30/2017)	06/18/1966	Active	30	4	0	4	15.38%	23		0		N		1				
128007	Tres Barras Exc Award (06/30/2017, 06/30/2022)	06/20/2016	Active	25	6	6	0	0.00%	25	8	0		2	N	0		\$1,001.37		
125241	UNC Campus Canoinhas Exc Award (06/30/2016)	06/23/2015	P- Active(1)	20	7	1	6	42.86%	14	2	0		2	M,VP,SC	0	90+ Days			



Club Health Assessment for District LD 5 through May 2025

				Status				Membership						Reports				Finance		LCIF
Club Number	Club Name	Charter Date			Current Member Count	YTD Members Added	YTD Members Dropped	YTD Net Growth	YTD Net Growth%	Member Count 12 Months Ago	Avg. length of service for dropped members	Months Since Last MMR ***	Yrs. Since Last Officer Report	President Rotation	Vice President Reported ****	Months Since Last Activity Report ***	Account Balance	Donations for current Fiscal Year		
				Number of times on status quo within last two years	If below 15 members appears				If net loss is greater than 20% appears			If no report in 3 months appears in	When more than one year appears in	Number of repeat terms	Notes the officers that do not have an active	If no report at 12 months appears in red				
Current Total Clubs Count	YTD New Clubs Count	YTD Cancelled Clubs Count	YTD Net Club Gain	Current Total Members Count	YTD Add	YTD Drop	YTD Net Growth	YTD Net Growth %	Member Count 12 Months Ago	Average Member Count Per Club	% of Clubs with less than 20 members	% No MMR in 3 Months	% No Officer Report in 12 Months	% of Clubs with balance 90+ days	Number of Clubs in Status Quo	% Status Quo Clubs in Financial Suspension	Number of Cancelled Clubs	Average Cancelled Club Age	Members Lost Due to Cancellation	% of Clubs Cancelled for Non-Financial Reasons
47	0	0	0	1,295	168	158	10	0.78%	1,250	28	32%	28%	0%	4%	0	0%	0	0	0	0%

* - P - Priority Club. Cancellation Reasons: 1-Objectives/conduct, 2-Non-active club, 5-Non-existing club, 6-Disbanding, 7-Merger, 8-Financial Suspension, 9-District/Multiple District Dues.

** - Abbreviation: P-President, S-Secretary, T-Treasurer, M-Member Chairperson, VP-First Vice President, MC-Communications Chairperson, SC-Service Chairperson

*** - Abbreviation: N/R - Never reported using the Lions Clubs website, N/A - Not applicable, No password registered for the Lions Clubs website.

**** - Abbreviation: N - New, IP - Immediate Past, R - Repeat.




Club Health Assessment for District LD 6 through May 2025

			Status	Membership							Reports					Finance		LCIF
Club Number	Club Name	Charter Date		Current Member Count	YTD Members Added	YTD Members Dropped	YTD Net Growth	YTD Net Growth%	Member Count 12 Months Ago	Avg. length of service for dropped members	Months Since Last MMR ***	Yrs. Since Last Officer Report	President Rotation	Vice President Reported ****	Months Since Last Activity Report ***	Account Balance	Donations for current Fiscal Year	
			Number of times on status quo within last two years	If below 15 members appears				If net loss is greater than 20% appears			If no report in 3 months appears in	When more than one year appears in	Number of repeat terms	Notes the officers that do not have an active	If no report at 12 months appears in red			
Clubs less than two years old																		
171879	Itambe	05/30/2024	Active	27	1	1	0	0.00%	0	0	1		2	R	VP	5		
Clubs more than two years old																		
37829	ALTO PARANA	12/12/1979	Cancelled(8*)	0	0	12	-12	-100.00%	12	15	5	1	None		P,S,T,M,VP SC	12	90+ Days	
31940	ALTONIA	03/29/1976	Active	26	2	2	0	0.00%	23	1	3			R	S,SC	10		
17457	APUCARANA	07/17/1955	Active(1)	22	0	0	0	0.00%	23		11			R	S,VP,SC	0		
57505	APUCARANA VITORIA REGIA	11/30/1995	Active	19	0	1	-1	-5.00%	20	6	10			R		0		
Exc Award (06/30/2017)																		
17458	ARAPONGAS	10/24/1957	Active	59	23	8	15	34.09%	42	10	1			R		0	\$960.00	
Exc Award (06/30/2023)																		
31150	ASTORGA	08/29/1975	Active	8	0	0	0	0.00%	8		13		2	R	M,VP,SC	17		
17459	BANDEIRANTES	06/29/1961	Active	21	1	4	-3	-12.50%	23	8	0		2		VP	8		
34582	BANDEIRANTES IARA	10/25/1977	Cancelled(8*)	0	0	16	-16	-100.00%	16	23	5		None		P,S,T,M,VP SC	19	90+ Days	
17460	CAMBARA	04/03/1954	Active	53	5	7	-2	-3.64%	48	6	0			N	SC	3	\$1,047.09	
Exc Award (06/30/2023)																		
17462	CAMBE	05/01/1961	Active(1)	11	0	0	0	0.00%	11		2				S,T,M,VP,SC	0		
43629	CAMBE ALIANCA	03/12/1984	Active	17	2	0	2	13.33%	15		2			N		0	\$1,000.00	
17461	CAMPO MOURAO	11/24/1967	Active	54	3	4	-1	-1.82%	51	8	0			N	M,SC	0		
17464	CIANORTE	05/01/1963	Active(1)	25	3	9	-6	-19.35%	25	5	1		2	N	M,VP,SC	0		
125952	Cianorte Sem Fronteira	10/14/2015	Cancelled(6*)	0	0	3	-3	-100.00%	7	7	5	1	None		P,S,T,M,VP SC	20		
17466	CIDADE GAUCHA	09/03/1966	Active	45	4	0	4	9.76%	41		0			R	M,SC	0		
17467	COLORADO	06/06/1970	Active(2)	1	0	0	0	0.00%	1		13		4		M,VP,SC	24+		
17463	CORNELIO PROCOPIO	11/07/1954	Active	33	1	13	-12	-26.67%	43	6	0			N	M	0		
Exc Award (06/30/2023)																		
17465	CRUZEIRO DO OESTE	11/09/1955	Active	52	4	7	-3	-5.45%	45	6	0			N		2		
29537	IPORA	06/28/1974	Active	45	0	1	-1	-2.17%	46	1	7			R		0		



Club Health Assessment for District LD 6 through May 2025

			Status	Membership							Reports					Finance		LCIF
Club Number	Club Name	Charter Date		Current Member Count	YTD Members Added	YTD Members Dropped	YTD Net Growth	YTD Net Growth%	Member Count 12 Months Ago	Avg. length of service for dropped members	Months Since Last MMR ***	Yrs. Since Last Officer Report	President Rotation	Vice President Reported ****	Months Since Last Activity Report ***	Account Balance	Donations for current Fiscal Year	
			Number of times on status quo within last two years	If below 15 members appears				If net loss is greater than 20% appears			If no report in 3 months appears in	When more than one year appears in	Number of repeat terms	Notes the officers that do not have an active	If no report at 12 months appears in red			
Exc Award (06/30/2023)																		
38462	IVAIPORA	05/01/1980	Active	5	0	0	0	0.00%	5		13		15	M,VP,SC	2			
117275	JACAREZINHO SOLIDARIO	06/21/2012	Cancelled(8*)	0	0	3	-3	-100.00%	3	11	5		None	P,S,T,M,VP SC	N/R	90+ Days		
63235	JANDAIA DO SUL	05/30/2000	Active	20	0	10	-10	-33.33%	30	15	5		2	N	M,VP	19		
17476	LONDRINA CENTRO	10/30/1954	Active	19	0	0	0	0.00%	16		1		6	R		11		
17477	LONDRINA IGAPO	05/26/1969	Active(1)	17	0	12	-12	-41.38%	20	4	0			R	SC	0		
31348	LONDRINA INDEPENDENCIA	11/18/1975	Active(1)	16	0	7	-7	-30.43%	25	14	0		2		M,VP,SC	0		
Exc Award (06/30/2017)																		
17480	MANDAGUARI	03/16/1970	Active	40	0	5	-5	-11.11%	36	4	7			N	T,VP	8	\$1,000.00	
121145	Marialva Instituto Vicentinos	01/15/2014	Active(2)	12	0	1	-1	-7.69%	11	4	1		None	P,VP	1			
17481	MARINGA	04/16/1955	Active	23	2	5	-3	-11.54%	26	10	0			R		0	\$2,020.00	
Exc Award (06/30/2023)																		
34104	MARINGA CATEDRAL	06/21/1977	Active	13	5	4	1	8.33%	12	22	2		4	N	M,SC	7		
32224	MARINGA CIDADE CANCAO	05/12/1976	Active	40	3	22	-19	-32.20%	49	5	1			N		0	\$1,000.00	
57506	MARINGA CRISTAL	11/27/1995	Active	19	2	2	0	0.00%	15	11	3			N		6	90+ Days	
78131	MARINGA HELEN KELLER	01/26/2004	Active	20	0	5	-5	-20.00%	25	10	1		16	R	M,VP,SC	3		
63218	MARINGA PIONEIROS	05/24/2000	Active	18	0	4	-4	-18.18%	20	11	2		2		P,T,M,VP,SC	20		
17482	NOVA ESPERANCA	11/07/1970	Cancelled(8*)	0	0	15	-15	-100.00%	15	9	18	4	None	P,S,T,M,VP SC	24+	90+ Days		
17484	PARANAVAI	09/14/1963	Active	13	1	1	0	0.00%	11	0	6				M,VP,SC	2		
41514	PEABIRU	06/23/1982	Active	46	0	0	0	0.00%	40		0			N		0		
29538	PEROLA	06/28/1974	Active	55	1	17	-16	-22.54%	51	3	0			N		0		
Exc Award (06/30/2023)																		
108603	RIBEIRÃO DO PINHAL	06/15/2010	Active(1)	10	0	2	-2	-16.67%	12	5	2		None	P,T,M,VP,SC	17			
Exc Award (06/30/2018)																		
17488	ROLANDIA	09/10/1956	Active	48	1	5	-4	-7.69%	53	3	0			N	T	11	\$980.95	
Exc Award (06/30/2017, 06/30/2018)																		
38463	SANTA FE	05/29/1980	Active	30	6	3	3	11.11%	27	17	1			N	T,VP	0		



Club Health Assessment for District LD 6 through May 2025

Club NumberClub NameCharter Date			Status	Membership							Reports					Finance		LCIF		
				Current Member Count	YTD Members Added	YTD Members Dropped	YTD Net Growth	YTD Net Growth%	Member Count 12 Months Ago	Avg. length of service for dropped members	Months Since Last MMR ***	Yrs. Since Last Officer Report	President Rotation	Vice President Reported ****	Months Since Last Activity Report ***	Account Balance	Donations for current Fiscal Year			
			Number of times on status quo within last two years	If below 15 members appears				If net loss is greater than 20% appears			If no report in 3 months appears in	When more than one year appears in	Number of repeat terms	Notes the officers that do not have an active	If no report at 12 months appears in red					
17490	SANTA MARIANA	12/09/1961	Active	25	2	0	2	8.70%	23		7		None	R	P,T,VP,SC	7				
17492	SANTO ANTONIO DA PLATINA	06/15/1954	Active	18	1	3	-2	-10.00%	20	4	1				P,M,VP,SC	1				
40365	SERTANOPOLIS	09/03/1981	Active	20	0	1	-1	-4.76%	21	9	10			N		8				
17495	TERRA BOA	03/27/1965	Active	24	0	0	0	0.00%	23		7			N	M,VP,SC	0				
17498	UMUARAMA	04/21/1964	Active	39	2	0	2	5.41%	33		1				M,VP,SC	0				
Current Total Clubs Count	YTD New Clubs Count	YTD Cancelled Clubs Count	YTD Net Club Gain	Current Total Members Count	YTD Add	YTD Drop	YTD Net Growth	YTD Net Growth %	Member Count 12 Months Ago	Average Member Count Per Club	% of Clubs with less than 20 members	% No MMR in 3 Months	% No Officer Report in 12 Months	% of Clubs with balance 90+ days	Number of Clubs in Status Quo	% Status Quo Clubs in Financial Suspension	Number of Cancelled Clubs	Average Cancelled Club Age	Members Lost Due to Cancellation	% of Clubs Cancelled for Non-Financial Reasons
41	0	5	-5	1,108	75	215	-140	-11.22%	1,122	27	39%	34%	0%	2%	0	0%	5	34	49	20%

* - P - Priority Club. Cancellation Reasons: 1-Objectives/conduct, 2-Non-active club, 5-Non-existing club, 6-Disbanding, 7-Merger, 8-Financial Suspension, 9-District/Multiple District Dues.

** - Abbreviation: P-President, S-Secretary, T-Treasurer, M-Member Chairperson, VP-First Vice President, MC-Communications Chairperson, SC-Service Chairperson

*** - Abbreviation: N/R - Never reported using the Lions Clubs website, N/A - Not applicable, No password registered for the Lions Clubs website.

**** - Abbreviation: N - New, IP - Immediate Past, R - Repeat.



Club Health Assessment for District LD 7 through May 2025

Club Number	Club Name	Charter Date	Status	Membership							Reports					Finance	LCIF
				Current Member Count	YTD Members Added	YTD Members Dropped	YTD Net Growth	YTD Net Growth%	Member Count 12 Months Ago	Avg. length of service for dropped members	Months Since Last MMR ***	Yrs. Since Last Officer Report	President Rotation	Vice President Reported ****	Months Since Last Activity Report ***	Account Balance	Donations for current Fiscal Year
			Number of times on status quo within last two years	If below 15 members appears				If net loss is greater than 20% appears			If no report in 3 months appears	When more than one year appears in	Number of repeat terms	Notes the officers that do not have an active	If no report at 12 months appears in red		
Clubs less than two years old																	
171726	Aratiba	05/29/2024	Active	27	10	3	7	35.00%	20	1	0		2	VP	0		
182115	Ibiacá	05/20/2025	Newly Chartered	20	20	0	20	100.00%	0		0			N	M,SC	N/R	
181866	Pinhal da Serra	04/22/2025	Newly Chartered	21	21	0	21	100.00%	0		1			N	T,M,SC	N/R	
158113	São José do Ouro - Cidade do Ouro	05/16/2024	Active	26	2	6	-4	-13.33%	30	0	1		2	M,VP,SC	0		\$1,020.74
172016	Sertão Renascer	06/24/2024	Active	27	7	0	7	35.00%	0		0		2	R	6		
181842	Três Arroios	04/16/2025	Newly Chartered	20	20	0	20	100.00%	0		1			N	M,SC	N/A	
Clubs more than two years old																	
34290	ANTONIO PRADO	06/29/1977	Active	48	4	1	3	6.67%	47	2	0			M,VP,SC	0		\$287.04
33706	ARVOREZINHA	04/26/1977	Active(1)	25	3	2	1	4.17%	20	5	1		3	T,M,VP,SC	0		\$20.00
35756	BARRACAO	06/14/1978	Active	62	8	0	8	14.81%	54		1			N	M,SC	1	
60117	BENTO GONCALVES CIDADE DO VINHO Exc Award (06/30/2023)	12/03/1997	Active	17	0	2	-2	-10.53%	18	1	0			N	0		\$2,455.49
60216	BENTO GONCALVES FEMINA INTEGRACAO Exc Award (06/30/2023)	12/30/1997	Active	24	2	2	0	0.00%	17	1	0		2	R	0		
17501	BENTO GONCALVES INDUSTRIAL	03/16/1970	Active	12	0	0	0	0.00%	12		0			R	M	7	\$82.55
61338	BOM JESUS	12/09/1998	Active	19	6	0	6	46.15%	13		0		2	T,M,VP,SC	1		
43154	CACIQUE DOBLE	11/14/1983	Active	40	3	0	3	8.11%	37		3		2	N	VP	0	90+ Days \$18.92
17507	CARAZINHO CENTRO Exc Award (06/30/2016, 06/30/2017)	10/29/1959	Active	23	3	4	-1	-4.17%	23	7	0			R	0		\$1,057.91
17503	CARAZINHO GLORIA Exc Award (06/30/2017, 06/30/2023)	06/26/1966	Active	53	5	0	5	10.42%	48		6			N	VP,SC	0	\$2,000.15
50705	CARAZINHO INDUSTRIAL Exc Award (06/30/2017)	06/25/1990	Active	37	5	4	1	2.78%	36	3	0		2	R	M	0	\$1,022.98



Club Health Assessment for District LD 7 through May 2025

			Status	Membership							Reports					Finance	LCIF
Club Number	Club Name	Charter Date		Current Member Count	YTD Members Added	YTD Members Dropped	YTD Net Growth	YTD Net Growth%	Member Count 12 Months Ago	Avg. length of service for dropped members	Months Since Last MMR ***	Yrs. Since Last Officer Report	President Rotation	Vice President Reported ****	Months Since Last Activity Report ***	Account Balance	Donations for current Fiscal Year
			Number of times on status quo within last two years	If below 15 members appears				If net loss is greater than 20% appears			If no report in 3 months appears in	When more than one year appears in	Number of repeat terms	Notes the officers that do not have an active	If no report at 12 months appears in red		
17505	CARLOS BARBOSA	06/26/1965	Active	36	4	0	4	12.50%	34		0			N	0		\$1,057.89
	Exc Award (06/30/2023)																
34106	CASCA	06/21/1977	Active	48	5	1	4	9.09%	44	7	6			N	7	P,SC	\$483.56
	Exc Award (06/30/2023)																
17509	CAXIAS DO SUL 1875	12/06/1960	Active	25	5	4	1	4.17%	24	29	0			N	0	M,SC	\$1,100.03
	Exc Award (06/30/2023)																
108517	CAXIAS DO SUL EDUCACÃO E CULTURA	05/28/2010	Active	19	2	1	1	5.56%	18	12	7			N	1		\$1,007.13
77305	CAXIAS DO SUL FORQUETA	06/25/2003	Active	21	1	0	1	5.00%	20		0			N	0		\$1,192.83
	Exc Award (06/30/2017, 06/30/2018)																
17504	CAXIAS DO SUL SAO PELEGRINO	03/31/1968	Active	19	4	3	1	5.56%	18	41	0		2		6	M,VP,SC	\$1,060.78
17510	CONSTANTINA	06/29/1968	Active	65	28	3	25	62.50%	40	10	0			N	0	M	\$1,487.55
	Exc Award (06/30/2023)																
17511	COTIPORA	09/01/1971	Active	27	4	0	4	17.39%	23		1			N	0		\$76.07
	Exc Award (06/30/2016, 06/30/2018, 06/30/2020)																
131316	Coxilha Centenario	06/20/2017	Active	26	7	0	7	36.84%	19		0			N	0	M	\$117.81
17515	ERECHIM CINQUENTENARI	04/04/1968	Active	55	7	0	7	14.58%	48		0			N	0		\$2,279.02
	Exc Award (06/30/2023)																
41350	ERVAL GRANDE	05/25/1982	Active	31	1	0	1	3.33%	30		0			N	8	M,VP,SC	
47425	ESMERALDA	06/09/1987	Active	22	4	0	4	22.22%	18		0			N	1	VP	
17512	ESPUMOSO	04/05/1964	Active	51	4	3	1	2.00%	50	1	0			N	0		\$95.91
139640	Fagundes Varela	10/24/2019	Active	33	12	3	9	37.50%	24	0	5		None		0	P,VP,SC	\$1,000.00
17514	FARROUPILHA	08/05/1960	Active	39	4	6	-2	-4.88%	39	6	0			R	0	M	\$428.69
42804	FARROUPILHA IMIGRANTE	06/29/1983	Active	23	4	4	0	0.00%	23	19	0			N	0		\$1,000.10
17516	FLORES DA CUNHA	05/06/1960	Active	85	13	1	12	16.44%	75	12	0			N	1	M,SC	\$6,322.89
	Exc Award (06/30/2023)																
37832	FONTOURA XAVIER	12/26/1979	Active	19	0	0	0	0.00%	19		14		3		21	S,T,M,VP,SC	
17517	GARIBALDI	08/29/1959	Active	35	6	2	4	12.90%	31	8	0			N	0		\$1,217.12



Club Health Assessment for District LD 7 through May 2025

			Status	Membership							Reports					Finance		LCIF
Club Number	Club Name	Charter Date		Current Member Count	YTD Members Added	YTD Members Dropped	YTD Net Growth	YTD Net Growth%	Member Count 12 Months Ago	Avg. length of service for dropped members	Months Since Last MMR ***	Yrs. Since Last Officer Report	President Rotation	Vice President Reported ****	Months Since Last Activity Report ***	Account Balance	Donations for current Fiscal Year	
			Number of times on status quo within last two years	If below 15 members appears				If net loss is greater than 20% appears			If no report in 3 months appears in	When more than one year appears in	Number of repeat terms	Notes the officers that do not have an active	If no report at 12 months appears in red			
35757	GAURAMA	06/26/1978	Active	28	4	6	-2	-6.67%	30	19	0			VP,SC	1		\$5.16	
	Exc Award (06/30/2016, 06/30/2017, 06/30/2018)																	
43495	GETULIO VARGAS CENTRO	02/10/1984	Active	25	4	0	4	19.05%	21		1		2	R	4		\$2,049.06	
	Exc Award (06/30/2023)																	
17520	GUAPORE	05/11/1960	Active	49	14	5	9	22.50%	40	4	0			N M	0		\$334.89	
29857	IBIRAIARAS	10/08/1974	Active	48	7	1	6	14.29%	43	23	0			N	0		\$154.46	
63220	ILOPOLIS	05/24/2000	Active	29	3	0	3	11.54%	25		1			N	8		\$1,039.27	
	Exc Award (06/30/2024)																	
105605	JAQUIRANA	06/15/2009	Active	26	5	0	5	23.81%	21		1		2	N	M,VP,SC	0	\$53.65	
17521	LAGOA VERMELHA	06/27/1966	Active	37	1	1	0	0.00%	37	6	0		2	N	M	10	\$72.22	
	Exc Award (06/30/2023)																	
119546	Lagoa Vermelha Azaleias	06/05/2013	Active	14	0	2	-2	-12.50%	17	4	9			N	P,SC	10	\$69.26	
146063	LAGOA VERMELHA MELVIN JONES	05/20/2021	Active	29	3	3	0	0.00%	29	2	1			N	P,M	0	\$19.12	
59571	MACHADINHO	05/20/1997	Active	26	3	1	2	8.33%	24	0	0			N	P,M,SC	7		
17522	MARAU	10/14/1960	Active	66	7	3	4	6.45%	63	10	0			N		1	\$1,095.82	
17523	NAO ME TOQUE	09/03/1960	Active	30	3	3	0	0.00%	33	8	0			N	M,VP,SC	1	\$1,148.87	
45128	NONOAI	06/25/1985	Active	61	15	13	2	3.39%	54	3	0			N		0	\$1,308.47	
	Exc Award (06/30/2016, 06/30/2017, 06/30/2018)																	
32807	NOVA BASSANO	10/12/1976	Active	30	5	2	3	11.11%	28	34	0			VP,SC	0		\$1,448.23	
	Exc Award (06/30/2016)																	
17525	NOVA PRATA	04/26/1959	Active	26	7	9	-2	-7.14%	30	2	1			M,VP,SC	0		\$251.68	
37432	PAIM FILHO	07/02/1979	Active	19	0	6	-6	-24.00%	25	5	10		2	M,VP,SC	9			
56909	PARAI	05/16/1995	Active	29	4	0	4	16.00%	24		0			N	VP,SC	0	\$27.81	
59751	PASSO FUNDO 2000	06/23/1997	Active	21	1	2	-1	-4.55%	21	9	7			M,VP,SC	10		\$39.87	
59817	PASSO FUNDO ALVORADA	06/30/1997	Active	28	2	0	2	7.69%	27		2			N		0	\$925.25	
	Exc Award (06/30/2023)																	
54560	PASSO FUNDO AMIZADE	06/07/1993	Active	27	2	2	0	0.00%	27	34	1		2	R	0		\$463.76	



Club Health Assessment for District LD 7 through May 2025

			Status	Membership							Reports					Finance	LCIF
Club Number	Club Name	Charter Date		Current Member Count	YTD Members Added	YTD Members Dropped	YTD Net Growth	YTD Net Growth%	Member Count 12 Months Ago	Avg. length of service for dropped members	Months Since Last MMR ***	Yrs. Since Last Officer Report	President Rotation	Vice President Reported ****	Months Since Last Activity Report ***	Account Balance	Donations for current Fiscal Year
			Number of times on status quo within last two years	If below 15 members appears				If net loss is greater than 20% appears			If no report in 3 months appears in	When more than one year appears in	Number of repeat terms	Notes the officers that do not have an active	If no report at 12 months appears in red		
Exc Award (06/30/2018, 06/30/2023)																	
17526	PASSO FUNDO CENTRO	12/20/1958	Active	51	7	0	7	15.91%	44		1			N	0		\$1,116.15
47390	PASSO FUNDO INDEPENDENCIA	05/28/1987	Active	16	2	2	0	0.00%	16	15	1			N	0		\$36.81
Exc Award (06/30/2017)																	
50030	PASSO FUNDO INTEGRACAO	12/20/1989	Active	41	4	0	4	10.81%	37		1		2	R	T,M,SC	0	\$398.39
Exc Award (06/30/2017, 06/30/2024)																	
124785	Ronda Alta 2015	05/08/2015	Active	3	0	10	-10	-76.92%	13	4	2		3		S,T,M,VP,SC	24+	
17528	SANANDUVA	01/31/1961	Active	54	9	3	6	12.50%	49	6	0			N	SC	0	\$134.58
51785	SAO JOAO DA URTIGA	06/20/1991	Active	42	6	3	3	7.69%	39	12	1			N	P,M,SC	6	\$1,019.26
29858	SAO JOSE DO OURO	10/08/1974	Active	27	7	2	5	22.73%	22	13	2			N	M,SC	0	\$2,137.93
62069	SAO MARCOS	06/10/1999	Active	46	11	0	11	31.43%	34		1			N	SC	0	\$1,079.37
Exc Award (06/30/2016, 06/30/2017, 06/30/20)																	
17530	SARANDI	10/11/1967	Active	23	0	0	0	0.00%	23		9			N		9	\$1,070.00
34097	SELBACH	06/21/1977	Active	18	5	1	4	28.57%	14	2	6			N		1	\$264.29
17531	SERAFINA CORREA	11/09/1969	Active	66	13	11	2	3.13%	64	15	0			N	M	0	\$2,668.98
Exc Award (06/30/2016, 06/30/2017, 06/30/20)																	
59753	SEVERIANO DE ALMEIDA	06/23/1997	Active	32	2	1	1	3.23%	31	23	0			N		0	\$1,000.12
17532	SOLEDADE	06/05/1960	Active	84	0	10	-10	-10.64%	90	3	0			N	SC	7	\$393.47
Exc Award (06/30/2016, 06/30/2024)																	
17533	TAPEJARA	03/07/1964	Active	38	3	3	0	0.00%	38	4	4		2	N		1	\$1,314.84
Exc Award (06/30/2023)																	
83048	TAPEJARA MULHER	06/30/2004	Active(1)	14	3	0	3	27.27%	11		0		3	N	M,VP,SC	24+	\$42.29
17534	TAPERA	06/27/1963	Active	29	1	0	1	3.57%	25		7				M,VP,SC	0	\$50.00
125259	Três Palmeiras	06/29/2015	Active	27	18	1	17	170.00%	10	7	0				M,VP,SC	9	
Exc Award (06/30/2016, 06/30/2017)																	
17535	VACARIA	10/10/1957	Active	64	7	1	6	10.34%	58	0	0			N		0	\$405.19
Exc Award (06/30/2017, 06/30/2024)																	



Club Health Assessment for District LD 7 through May 2025

Club Number	Club Name	Charter Date	Status	Membership							Reports					Finance	LCIF
				Current Member Count	YTD Members Added	YTD Members Dropped	YTD Net Growth	YTD Net Growth%	Member Count 12 Months Ago	Avg. length of service for members	Months Since Last MMR ***	Yrs. Since Last Officer Report	President Rotation	Vice President Reported ****	Months Since Last Activity Report ***	Account Balance	Donations for current Fiscal Year
			Number of times on status quo within last two years	If below 15 members appears				If net loss is greater than 20% appears			If no report in 3 months appears	When more than one year appears in	Number of repeat terms	Notes the officers that do not have an active	If no report at 12 months appears in red		
117891	VACARIA LEONAS	09/25/2012	Active	28	4	1	3	12.00%	25	1	0			N	1		\$2,038.49
	Exc Award (06/30/2018)																
17536	VERANOPOLIS	11/23/1958	Active	39	4	1	3	8.33%	37	0	1			N	0		
	Exc Award (06/30/2018)																
31704	VIADUTOS	02/06/1976	Active	24	6	0	6	33.33%	19		0		2	R	T,M,SC	1	\$105.92
59795	VICTOR GRAEFF	06/26/1997	Active	19	0	0	0	0.00%	19		6				M,VP,SC	0	

Clubs Cancelled Previous Fiscal Year – Clubs Cancelled within last 12 months may be reinstated

Club Number	Club Name	Charter Date	Current Status*	Cancellation Date
48777	ERECHIM IMIGRANTES	06/29/1988	Cancelled(6*)	05/29/2024

Current Total Clubs Count	YTD New Clubs Count	YTD Cancelled Clubs Count	YTD Net Club Gain	Current Total Members Count	YTD Add	YTD Drop	YTD Net Growth	YTD Net Growth %	Member Count 12 Months Ago	Average Member Count Per Club	% of Clubs with less than 20 members	% No MMR in 3 Months	% No Officer Report in 12 Months	% of Clubs with balance 90+ days	Number of Clubs in Status Quo	% Status Quo Clubs in Financial Suspension	Number of Cancelled Clubs	Average Cancelled Club Age	Members Lost Due to Cancellation	% of Clubs Cancelled for Non-Financial Reasons
78	3	0	3	2,613	436	164	272	11.62%	2,309	34	17%	18%	0%	1%	0	0%	0	0	0	0%

* - P - Priority Club. Cancellation Reasons: 1-Objectives/conduct, 2-Non-active club, 5-Non-existing club, 6-Disbanding, 7-Merger, 8-Financial Suspension, 9-District/Multiple District Dues.

** - Abbreviation: P-President, S-Secretary, T-Treasurer, M-Member Chairperson, VP-First Vice President, MC-Communications Chairperson, SC-Service Chairperson

*** - Abbreviation: N/R - Never reported using the Lions Clubs website, N/A - Not applicable, No password registered for the Lions Clubs website.

**** - Abbreviation: N - New, IP - Immediate Past, R - Repeat.



Club Health Assessment for District LD 8 through May 2025

			Status	Membership							Reports					Finance	LCIF
Club Number	Club Name	Charter Date		Current Member Count	YTD Members Added	YTD Members Dropped	YTD Net Growth	YTD Net Growth%	Member Count 12 Months Ago	Avg. length of service for dropped members	Months Since Last MMR ***	Yrs. Since Last Officer Report	President Rotation	Vice President Reported ****	Months Since Last Activity Report ***	Account Balance	Donations for current Fiscal Year
			Number of times on status quo within last two years	If below 15 members appears			If net loss is greater than 20% appears				If no report in 3 months appears in	When more than one year appears in	Number of repeat terms	Notes the officers that do not have an active	If no report at 12 months appears in red		
Clubs less than two years old																	
171813	Bom Jesus	06/13/2024	Active	24	0	1	-1	-4.00%	0	1	9		2	S,VP	0		
182010	Caibi	05/06/2025	Newly Chartered	20	20	0	20	100.00%	0		0			N	0		
171853	Calmon	06/13/2024	Active	27	1	11	-10	-27.03%	0	0	6		2	M,VP,SC	1		
177704	Chapecó Desbravador	08/20/2024	Active	27	27	0	27	100.00%	0		4			N	M,SC	0	\$283.21
181956	Riqueza	05/02/2025	Newly Chartered	27	27	0	27	100.00%	0		0				M,VP,SC	0	
181719	Saltinho	05/06/2025	Newly Chartered	41	41	0	41	100.00%	0		0			N	M,SC	0	
154795	Santa Helena Cidade das Flores Exc Award (06/30/2024)	06/23/2023	Active	21	3	3	0	0.00%	17	2	0		3	R	M	0	
172083	Sao Joao do Oeste	06/13/2024	Active	50	5	2	3	6.38%	0	1	1		2	R	M,SC	0	
172014	Sul Brasil	06/20/2024	Active	34	3	1	2	6.25%	0	0	5		2		M,VP,SC	2	
Clubs more than two years old																	
39176	ABELARDO LUZ Exc Award (06/30/2017, 06/30/2022)	12/29/1980	Active	15	0	1	-1	-6.25%	16	5	4			N	SC	3	\$10.45
65305	AGUAS DE CHAPECO Exc Award (06/30/2016, 06/30/2017, 06/30/20)	05/03/2002	Active	27	3	0	3	12.50%	23		1			N	M	8	\$80.64
151204	Anchieta Exc Award (06/30/2023)	06/14/2022	Active	51	16	4	12	30.77%	39	2	0			N		0	\$50.02
45505	ARROIO TRINTA Exc Award (06/30/2017, 06/30/2023)	11/12/1985	Active	8	0	0	0	0.00%	8		2		2	R	M,SC	8	\$10.45
144472	Belmonte Exc Award (06/30/2022, 06/30/2023)	12/26/2020	Active(2)	18	0	4	-4	-18.18%	23	2	3		2		T,M,VP,SC	0	90+ Days
16885	CACADOR Exc Award (06/30/2019, 06/30/2022, 06/30/20)	07/01/1961	Active	48	4	1	3	6.67%	45	63	5		2	R	M	5	
35577	CACADOR UNIVERSIDADE Exc Award (06/30/2016, 06/30/2017, 06/30/20)	05/30/1978	Active	39	8	8	0	0.00%	39	8	3			N		0	\$40.93



Club Health Assessment for District LD 8 through May 2025

			Status	Membership							Reports					Finance		LCIF
Club Number	Club Name	Charter Date		Current Member Count	YTD Members Added	YTD Members Dropped	YTD Net Growth	YTD Net Growth%	Member Count 12 Months Ago	Avg. length of service for dropped members	Months Since Last MMR ***	Yrs. Since Last Officer Report	President Rotation	Vice President Reported ****	Months Since Last Activity Report ***	Account Balance	Donations for current Fiscal Year	
			Number of times on status quo within last two years	If below 15 members appears				If net loss is greater than 20% appears			If no report in 3 months appears in	When more than one year appears in	Number of repeat terms	Notes the officers that do not have an active	If no report at 12 months appears in red			
34456	CAMPO ERE	09/21/1977	Active	46	6	1	5	12.20%	41	24	1			M,VP,SC	0		\$107.50	
	Exc Award (06/30/2017, 06/30/2023)																	
17542	CAMPOS NOVOS	09/12/1963	Active	3	0	0	0	0.00%	20		11	1	None	P,S,T,M,VP SC	9	90+ Days		
	Exc Award (06/30/2017, 06/30/2019, 06/30/20																	
54533	CAMPOS NOVOS ALIANCA	05/27/1993	Active	54	4	0	4	8.00%	50		2			M,VP	0		\$2,113.48	
	Exc Award (06/30/2018, 06/30/2019, 06/30/20																	
39180	CAMPOS NOVOS CENTENARIO	12/29/1980	Active	28	0	0	0	0.00%	28		8		N	M,SC	8			
	Exc Award (06/30/2018, 06/30/2019, 06/30/20																	
53255	CAPINZAL OURO	06/08/1992	Active	53	10	6	4	8.16%	48	16	0			VP,SC	0		\$50.16	
	Exc Award (06/30/2017, 06/30/2021, 06/30/20																	
17543	CHAPECO	03/21/1963	Active	27	5	5	0	0.00%	27	17	0			VP	0		\$60.61	
	Exc Award (06/30/2016, 06/30/2017, 06/30/20																	
37166	CHAPECO INTEGRACAO	05/22/1979	Active	85	7	20	-13	-13.27%	98	6	0			N	0		\$1,030.03	
	Exc Award (06/30/2016, 06/30/2017, 06/30/20																	
17547	CHAPECO UNIVERSIDADE	06/20/1972	Active	44	14	15	-1	-2.22%	42	10	1			N	1		\$1,535.74	
	Exc Award (06/30/2016, 06/30/2017, 06/30/20																	
17544	CONCORDIA CENTRO	11/18/1962	Active	19	4	3	1	5.56%	18	15	2			N	SC	1		
	Exc Award (06/30/2017, 06/30/2018, 06/30/20																	
33223	CONCORDIA VILA SAO MIGUEL	01/18/1977	Active	56	7	3	4	7.69%	48	9	0			N	SC	0	\$71.06	
	Exc Award (06/30/2017, 06/30/2022, 06/30/20																	
35758	CORONEL FREITAS	06/26/1978	Active	27	2	3	-1	-3.57%	28	3	2			VP,SC	7		\$1,010.44	
	Exc Award (06/30/2016, 06/30/2018, 06/30/20																	
58404	CUNHA PORA	06/17/1996	Active	35	2	8	-6	-14.63%	39	7	0			T,VP	9			
	Exc Award (06/30/2016, 06/30/2017, 06/30/20																	
16888	CURITIBANOS	11/30/1960	Active	24	1	1	0	0.00%	24	60	4			R	M,SC	2	\$20.90	
16889	CURITIBANOS CENTENARI	12/18/1973	Active	23	2	4	-2	-8.00%	25	6	0			M,VP,SC	0		\$20.03	
	Exc Award (06/30/2017, 06/30/2023)																	
135338	Descanso Mulher	06/29/2018	Active	30	0	4	-4	-11.76%	31	5	1			N	SC	0	\$8.50	
	Exc Award (06/30/2021, 06/30/2022)																	



Club Health Assessment for District LD 8 through May 2025

			Status	Membership							Reports					Finance		LCIF				
Club Number	Club Name	Charter Date		Current Member Count	YTD Members Added	YTD Members Dropped	YTD Net Growth	YTD Net Growth%	Member Count 12 Months Ago	Avg. length of service for dropped members	Months Since Last MMR ***	Yrs. Since Last Officer Report	President Rotation	Vice President Reported ****	Months Since Last Activity Report ***	Account Balance	Donations for current Fiscal Year					
			Number of times on status quo within last two years	If below 15 members appears						If net loss is greater than 20% appears						If no report in 3 months appears in	When more than one year appears in	Number of repeat terms	Notes the officers that do not have an active	If no report at 12 months appears in red		
16890	DIONISIO CERQUEIRA-BARRACAO Exc Award (06/30/2017, 06/30/2019)	09/16/1963	Active(2)	13	0	7	-7	-35.00%	20	18	5				M,VP,SC	9	90+ Days					
38630	ERVAL VELHO Exc Award (06/30/2023)	06/03/1980	Active	39	4	0	4	11.43%	33		2			N	M,VP,SC	0						
35488	FAXINAL DOS GUEDES Exc Award (06/30/2017, 06/30/2018, 06/30/2020)	04/14/1978	Active	22	4	10	-6	-21.43%	27	5	0			N	S	0		\$596.55				
148824	Flor do Sertão Exc Award (06/30/2022)	11/02/2021	Active(1)	17	0	0	0	0.00%	20		1		2		M,VP,SC	5		\$40.93				
97316	FRAIBURGO TERRA DA MACA Exc Award (06/30/2016, 06/30/2017, 06/30/2020)	06/16/2006	Active	24	0	6	-6	-20.00%	32	6	1			N	SC	1		\$100.00				
107408	GUARACIABA Exc Award (06/30/2017, 06/30/2022, 06/30/2020)	02/02/2010	Active	38	2	2	0	0.00%	38	15	1		2	N		0		\$110.32				
108474	GUARUJÁ DO SUL Exc Award (06/30/2017, 06/30/2022)	05/27/2010	Active(3)	22	3	27	-24	-52.17%	33	3	0			N	M	4						
105824	IOMERE Exc Award (06/30/2016, 06/30/2022)	06/22/2009	Active	16	3	0	3	23.08%	13		0			N		1		\$130.00				
138672	Iporã do Oeste Exc Award (06/30/2022, 06/30/2023)	06/20/2019	Active	61	0	10	-10	-14.08%	47	2	0			N		0		\$559.63				
116792	IRACEMINHA Exc Award (06/30/2017, 06/30/2018, 06/30/2020)	05/14/2012	Active	38	0	5	-5	-11.63%	39	7	2			N	M,SC	0		\$60.08				
151391	Iraceminha LD8 Connect Exc Award (06/30/2023)	06/21/2022	Active(1)	9	4	7	-3	-25.00%	11	2	0				VP	2	90+ Days					
144181	Irineópolis Valões	12/21/2020	Active(1)	2	0	0	0	0.00%	2		16		2		T,M,VP,SC	9						
17553	ITA Exc Award (06/30/2017, 06/30/2022)	02/02/1964	Active	28	0	4	-4	-12.50%	28	21	7			N	SC	6						
29295	ITAPIRANGA Exc Award (06/30/2017, 06/30/2018, 06/30/2020)	05/20/1974	Active(1)	24	1	0	1	4.35%	23		5		3		M,VP,SC	8						
17554	JOACABA Exc Award (06/30/2017, 06/30/2023)	05/01/1959	Active	20	0	0	0	0.00%	20		13			N	SC	9						




Club Health Assessment for District LD 8 through May 2025

Club Number	Club Name	Charter Date	Status	Membership							Reports					Finance	LCIF
				Current Member Count	YTD Members Added	YTD Members Dropped	YTD Net Growth	YTD Net Growth%	Member Count 12 Months Ago	Avg. length of service for members	Months Since Last MMR ***	Yrs. Since Last Officer Report	President Rotation	Vice President Reported ****	Months Since Last Activity Report ***	Account Balance	Donations for current Fiscal Year
			Number of times on status quo within last two years	If below 15 members appears				If net loss is greater than 20% appears			If no report in 3 months appears	When more than one year appears in	Number of repeat terms	Notes the officers that do not have an active	If no report at 12 months appears in red		
29296	JOACABA CRUZEIRO	05/16/1974	Active	55	0	3	-3	-5.17%	56	13	0			N	SC	0	\$1,152.04
	Exc Award (06/30/2017, 06/30/2023)																
17560	MARAVILHA	05/25/1968	Active	77	10	1	9	13.24%	68	8	2			N		0	\$1,800.29
	Exc Award (06/30/2017, 06/30/2018, 06/30/20)																
37945	MARAVILHA OESTE	01/25/1980	Active	68	7	8	-1	-1.45%	69	7	0			N	M	0	\$1,387.68
	Exc Award (06/30/2016, 06/30/2017, 06/30/20)																
151227	Maravilha TEAcolhe	06/14/2022	Active	28	3	22	-19	-40.43%	39	2	0				VP	1	\$20.03
	Exc Award (06/30/2023)																
105686	MATOS COSTA REGIAO DO CONTESTADO	06/16/2009	Active(1)	8	0	0	0	0.00%	8		9		2		M,VP,SC	3	90+ Days
	Exc Award (06/30/2017, 06/30/2022)																
38808	MODELO	07/22/1980	Active	67	6	6	0	0.00%	64	2	0			N		0	\$715.94
	Exc Award (06/30/2017, 06/30/2021, 06/30/20)																
33951	MONDAI	05/31/1977	Active	73	1	1	0	0.00%	73	21	1			N		0	
	Exc Award (06/30/2016, 06/30/2019, 06/30/20)																
59591	MONTE CARLO	05/29/1997	Active	26	0	0	0	0.00%	20		5			N	M,SC	8	
	Exc Award (06/30/2022, 06/30/2023)																
150568	Palma Sola	04/25/2022	Active	39	0	2	-2	-4.88%	40	1	0		2	R	M,SC	0	\$40.06
	Exc Award (06/30/2023)																
17563	PALMITOS	04/23/1973	Status Quo(2)	12	0	0	0	0.00%	12		11				M,VP,SC	9	90+ Days
	Exc Award (06/30/2016, 06/30/2017, 06/30/20)																
151200	Paraiso	06/13/2022	Active	55	13	1	12	27.91%	42	2	0			N	M,SC	0	
34967	PINHALZINHO	01/05/1978	Active	79	17	7	10	14.49%	71	8	1			N		0	\$31.35
	Exc Award (06/30/2016, 06/30/2017, 06/30/20)																
145752	Ponte Serrada	04/01/2021	Active	25	6	7	-1	-3.85%	25	2	0			N	M	0	\$50.21
	Exc Award (06/30/2022, 06/30/2023)																
88854	PORTO UNIAO CAMINHO DAS AGUAS	06/30/2005	Active	12	0	6	-6	-33.33%	15	6	3				VP	1	
	Exc Award (06/30/2016, 06/30/2017, 06/30/20)																
120720	Porto Uniao Cidade Amiga	11/19/2013	Active	11	0	0	0	0.00%	11		14		2		M,VP,SC	8	
	Exc Award (06/30/2016, 06/30/2017, 06/30/20)																



Club Health Assessment for District LD 8 through May 2025

			Status	Membership							Reports					Finance	LCIF
Club Number	Club Name	Charter Date		Current Member Count	YTD Members Added	YTD Members Dropped	YTD Net Growth	YTD Net Growth%	Member Count 12 Months Ago	Avg. length of service for dropped members	Months Since Last MMR ***	Yrs. Since Last Officer Report	President Rotation	Vice President Reported ****	Months Since Last Activity Report ***	Account Balance	Donations for current Fiscal Year
			Number of times on status quo within last two years	If below 15 members appears				If net loss is greater than 20% appears			If no report in 3 months appears in	When more than one year appears in	Number of repeat terms	Notes the officers that do not have an active	If no report at 12 months appears in red		
151132	Porto União Nova Geração Serviços	06/08/2022	Status Quo(2)	0	0	15	-15	-100.00%	10	2	1		None	P,S,T,M,VP SC	7	90+ Days	
40242	QUILOMBO	07/14/1981	Active(1)	23	23	0	23	100.00%	0		5		2	N	M,VP,SC	2	\$11.94
	Exc Award (06/30/2017, 06/30/2019)																
139953	Rio das Antas	10/14/2019	Active	35	0	1	-1	-2.78%	36	2	0			N	T,M,SC	0	
	Exc Award (06/30/2022, 06/30/2023)																
146208	Romelândia	05/21/2021	Active	36	0	0	0	0.00%	30		5			N	VP	0	
	Exc Award (06/30/2023)																
88855	SALTO VELOSO	06/30/2005	Active	28	4	0	4	16.67%	24		1			N		0	\$57.90
	Exc Award (06/30/2017, 06/30/2022, 06/30/20)																
16909	SANTA CECILIA	09/22/1966	Active	27	0	3	-3	-10.00%	30	6	1			N		0	\$230.00
	Exc Award (06/30/2022, 06/30/2024)																
55027	SAO CARLOS ROTA	11/04/1993	Active	68	13	6	7	11.48%	60	12	0			N		0	\$2,020.03
	Exc Award (06/30/2016, 06/30/2017, 06/30/20)																
96874	SAO JOSE DO CEDRO RENASCER	04/07/2006	Active	61	1	3	-2	-3.17%	57	8	0			N	SC	0	\$146.06
	Exc Award (06/30/2017, 06/30/2018, 06/30/20)																
40239	SÃO LOURENÇO DO OESTE CIDADE JARDIM	07/01/1981	Active	43	1	0	1	2.38%	42		0			N		1	\$10.45
	Exc Award (06/30/2017, 06/30/2020, 06/30/20)																
125888	SÃO MIGUEL DO OESTE LIONESSES	11/16/2015	Active	58	10	0	10	20.83%	50		0			N		0	\$719.98
	Exc Award (06/30/2017, 06/30/2018, 06/30/20)																
88519	SAO MIGUEL DO OESTE UNIVERSIDADE	06/02/2005	Active	71	0	0	0	0.00%	63		1			N	SC	0	\$1,000.00
	Exc Award (06/30/2017, 06/30/2018, 06/30/20)																
17566	SAO MIGUEL D'OESTE	06/26/1962	Active	36	0	2	-2	-5.26%	38	15	5			N		0	\$2,051.37
	Exc Award (06/30/2017, 06/30/2018, 06/30/20)																
125163	Saudades	06/19/2015	Active	27	2	1	1	3.85%	26	7	6			N	SC	1	\$71.06
	Exc Award (06/30/2017, 06/30/2019, 06/30/20)																
17567	SEARA	06/01/1961	Active	53	5	4	1	1.92%	39	12	2			N	M	1	\$1,010.45
	Exc Award (06/30/2016, 06/30/2017, 06/30/20)																



Club Health Assessment for District LD 8 through May 2025

			Status	Membership							Reports					Finance	LCIF
Club Number	Club Name	Charter Date		Current Member Count	YTD Members Added	YTD Members Dropped	YTD Net Growth	YTD Net Growth%	Member Count 12 Months Ago	Avg. length of service for dropped members	Months Since Last MMR ***	Yrs. Since Last Officer Report	President Rotation	Vice President Reported ****	Months Since Last Activity Report ***	Account Balance	Donations for current Fiscal Year
			Number of times on status quo within last two years	If below 15 members appears				If net loss is greater than 20% appears			If no report in 3 months appears in	When more than one year appears in	Number of repeat terms	Notes the officers that do not have an active	If no report at 12 months appears in red		
106008	TANGARA	06/24/2009	Active(1)	11	0	7	-7	-38.89%	19	4	0		2	M,VP,SC	6		
Exc Award (06/30/2023)																	
146341	Treze Tilias	05/26/2021	Active	19	2	4	-2	-9.52%	21	3	2			N	SC	0	\$81.25
Exc Award (06/30/2023)																	
125889	TUNÁPOLIS	10/28/2015	Active	27	5	8	-3	-10.00%	32	4	0			N	T,M,SC	0	\$10.45
Exc Award (06/30/2017, 06/30/2021, 06/30/2023)																	
105858	VIDEIRA AMIGOS DO SERVIR	06/23/2009	Active(1)	21	5	1	4	23.53%	16	5	1		2	N		0	
Exc Award (06/30/2021)																	
16916	VIDEIRA CENTRO	12/14/1955	Active	52	0	2	-2	-3.70%	54	22	2			N	SC	2	\$1,010.59
Exc Award (06/30/2016, 06/30/2019, 06/30/2023)																	
38066	VIDEIRA PERDIZES	02/11/1980	Active	58	5	4	1	1.75%	59	25	0				VP	2	\$2,004.50
Exc Award (06/30/2016, 06/30/2017, 06/30/2023)																	
17574	XANXERE	02/03/1964	Active	96	2	4	-2	-2.04%	98	18	0				VP	0	\$1,331.74
Exc Award (06/30/2016, 06/30/2017, 06/30/2023)																	
131250	Xanxerê Centenário	06/13/2017	Active	34	0	1	-1	-2.86%	31	1	1				M,VP,SC	0	
Exc Award (06/30/2019, 06/30/2020, 06/30/2023)																	
62582	XANXERE INOVACAO	12/21/1999	Active	64	0	3	-3	-4.48%	67	10	1			N		0	\$1,031.49
Exc Award (06/30/2016, 06/30/2017, 06/30/2023)																	
64513	XANXERE-MULHER	06/19/2001	Active	33	3	2	1	3.13%	35	9	0			N	M	0	\$98.79
Exc Award (06/30/2016, 06/30/2017, 06/30/2023)																	
32895	XAXIM	10/28/1976	Active	113	18	4	14	14.14%	99	5	0			N		0	\$3,232.05
Exc Award (06/30/2016, 06/30/2017, 06/30/2023)																	
97293	ZORTEA	06/12/2006	Active	30	1	2	-1	-3.23%	31	8	0				P,M,VP,SC	0	
Exc Award (06/30/2017, 06/30/2023)																	

Clubs Cancelled Previous Fiscal Year – Clubs Cancelled within last 12 months may be reinstated

Club Number	Club Name	Charter Date	Current Status*	Cancellation Date
146605	Princesa	06/11/2021	Cancelled(6*)	08/29/2023



Club Health Assessment for District LD 8 through May 2025

Club Number			Club Name			Charter Date			Status					Membership					Reports					Finance		LCIF
									Current Member Count	YTD Members Added	YTD Members Dropped	YTD Net Growth	YTD Net Growth%	Member Count 12 Months Ago	Avg. length of service for dropped members	Months Since Last MMR ***	Yrs. Since Last Officer Report	President Rotation	Vice President Reported ****	Months Since Last Activity Report ***	Account Balance	Donations for current Fiscal Year				
									Number of times on status quo within last two years	If below 15 members appears			If net loss is greater than 20% appears			If no report in 3 months appears in		When more than one year appears in	Number of repeat terms	Notes the officers that do not have an active		If no report at 12 months appears in red				
Current Total Clubs Count	YTD New Clubs Count	YTD Cancelled Clubs Count	YTD Net Club Gain	Current Total Members Count	YTD Add	YTD Drop	YTD Net Growth	YTD Net Growth %	Member Count 12 Months Ago	Average Member Count Per Club	% of Clubs with less than 20 members	% No MMR in 3 Months	% No Officer Report in 12 Months	% of Clubs with balance 90+ days	Number of Clubs in Status Quo	% Status Quo Clubs in Financial Suspension	Number of Cancelled Clubs	Average Cancelled Club Age	Members Lost Due to Cancellation	% of Clubs Cancelled for Non-Financial Reasons						
87	4	0	4	3,163	406	328	78	2.53%	2,843	36	20%	29%	1%	8%	2	100%	0	0	0	0%						

* - P - Priority Club. Cancellation Reasons: 1-Objectives/conduct, 2-Non-active club, 5-Non-existing club, 6-Disbanding, 7-Merger, 8-Financial Suspension, 9-District/Multiple District Dues.


** - Abbreviation: P-President, S-Secretary, T-Treasurer, M-Member Chairperson, VP-First Vice President, MC-Communications Chairperson, SC-Service Chairperson

*** - Abbreviation: N/R - Never reported using the Lions Clubs website, N/A - Not applicable, No password registered for the Lions Clubs website.

**** - Abbreviation: N - New, IP - Immediate Past, R - Repeat.



Club Health Assessment for District LD 9 through May 2025

			Status	Membership						Reports					Finance		LCIF
Club Number	Club Name	Charter Date		Current Member Count	YTD Members Added	YTD Members Dropped	YTD Net Growth	YTD Net Growth%	Member Count 12 Months Ago	Avg. length of service for dropped members	Months Since Last MMR ***	Yrs. Since Last Officer Report	President Rotation	Vice President Reported ****	Months Since Last Activity Report ***	Account Balance	Donations for current Fiscal Year
			Number of times on status quo within last two years	If below 15 members appears				If net loss is greater than 20% appears			If no report in 3 months appears in	When more than one year appears in	Number of repeat terms	Notes the officers that do not have an active	If no report at 12 months appears in red		
Clubs more than two years old																	
17538	ARARANGUA	05/28/1960	Active(1)	42	0	0	0	0.00%	40		3			R	0		\$20.13
	Exc Award (06/30/2023, 06/30/2024)																
100410	ARARANGUA AGUAS VERDES	10/22/2007	Active	19	0	2	-2	-9.52%	16	3	1			N	9		
	Exc Award (06/30/2018, 06/30/2020, 06/30/2024)																
17537	ARARANGUA SUL	01/07/1974	Active	23	0	6	-6	-20.69%	27	3	0			N	0		
	Exc Award (06/30/2018, 06/30/2019)																
17539	BOM RETIRO	05/23/1969	Active	30	0	0	0	0.00%	31		9			N	M	2	
	Exc Award (06/30/2019, 06/30/2023)																
17540	BRACO DO NORTE	04/24/1967	Active	28	1	1	0	0.00%	28	4	3			N	T,SC	4	\$347.44
	Exc Award (06/30/2016, 06/30/2018, 06/30/2024)																
107271	CAPIVARI DE BAIXO	01/18/2010	Active	20	0	0	0	0.00%	20		11			N	M,VP,SC	24+	
47869	COCAL DO SUL SC	11/25/1987	Active	47	0	0	0	0.00%	47		12			N	SC	0	\$59.12
	Exc Award (06/30/2019, 06/30/2023, 06/30/2024)																
17545	CRICIUMA	10/31/1959	Active	23	2	7	-5	-17.86%	28	8	0			N		0	\$132.00
	Exc Award (06/30/2018, 06/30/2019, 06/30/2024)																
32954	CRICIUMA CAPITAL DO CARVAO	11/18/1976	Active	28	5	3	2	7.69%	27	2	0			N		0	
16891	FLORIANOPOLIS	08/08/1953	Active	30	1	1	0	0.00%	30	29	7			N		1	\$14.06
35583	FLORIANOPOLIS CONTINENTE	05/30/1978	Active	22	1	1	0	0.00%	21	0	0			N	SC	0	
	Exc Award (06/30/2021, 06/30/2023, 06/30/2024)																
17549	FLORIANOPOLIS ESTREITO	07/30/1966	Cancelled(8*)	0	0	8	-8	-100.00%	8	12	9		None		P,S,T,M,VP SC	19	90+ Days
82438	FLORIANOPOLIS INGLESSES	05/24/2004	Active	27	2	5	-3	-10.00%	33	3	0			N	T,M,VP	0	
	Exc Award (06/30/2018, 06/30/2023)																
16892	FLORIANOPOLIS NORTE	12/08/1966	Active	27	3	0	3	12.50%	23		7			N		0	\$1,000.00
	Exc Award (06/30/2023)																
58984	FLORIANOPOLIS-BELA FIGUEIRA	12/31/1996	Active	21	0	2	-2	-8.70%	22	10	0		2	N	SC	1	
34964	GRÃO-PARÁ	01/05/1978	Active	15	2	2	0	0.00%	12	47	0		2	N		0	\$40.00




Club Health Assessment for District LD 9 through May 2025

			Status	Membership							Reports					Finance		LCIF
Club Number	Club Name	Charter Date		Current Member Count	YTD Members Added	YTD Members Dropped	YTD Net Growth	YTD Net Growth%	Member Count 12 Months Ago	Avg. length of service for dropped members	Months Since Last MMR ***	Yrs. Since Last Officer Report	President Rotation	Vice President Reported ****	Months Since Last Activity Report ***	Account Balance	Donations for current Fiscal Year	
			Number of times on status quo within last two years	If below 15 members appears				If net loss is greater than 20% appears			If no report in 3 months appears in	When more than one year appears in	Number of repeat terms	Notes the officers that do not have appears in an active	If no report at 12 months red			
17551	ICARA	05/01/1967	Active	30	0	4	-4	-11.76%	32	8	1		2	M,VP	0			
	Exc Award (06/30/2018, 06/30/2020, 06/30/2023)																	
42663	JAGUARUNA	05/11/1983	Active	31	8	5	3	10.71%	28	8	0			N	S,M,VP,SC	10		
34107	LAGES COPACABANA	06/17/1977	Active	58	1	3	-2	-3.33%	63	12	5			N	SC	0	\$2,019.77	
	Exc Award (06/30/2018, 06/30/2019)																	
17558	LAGES CORREIA PINTO	04/13/1971	Active	8	0	0	0	0.00%	9		11		6	R		17		
	Exc Award (06/30/2023)																	
17556	LAGUNA	12/01/1966	Active	62	10	0	10	19.23%	52		1			N	SC	1		
	Exc Award (06/30/2023)																	
117276	LAURO MULLER	06/21/2012	Active(3)	5	0	0	0	0.00%	0		8		None		P,S,T,M,VP	24+		
34200	MELEIRO	06/26/1977	Active	24	0	0	0	0.00%	24		5			N	M,SC	2	\$42.00	
133186	Morro da Fumaca Novos Horizontes	11/30/2017	Active	5	0	7	-7	-58.33%	12	6	1		3	R	S,M	23		
17561	ORLEANS	06/03/1961	Active	26	3	3	0	0.00%	28	26	0			N	SC	13		
108214	ORLEANS PRINCESAS DO CONDE	04/27/2010	Active	30	1	0	1	3.45%	29		0		2	R		14		
	Exc Award (06/30/2020, 06/30/2023)																	
102254	PALHOCA	06/04/2008	Active	26	0	1	-1	-3.70%	27	17	3			N	SC	3		
	Exc Award (06/30/2016, 06/30/2017, 06/30/2020)																	
106786	PASSO DE TORRES	10/27/2009	Active(1)	13	0	2	-2	-13.33%	15	13	7		6	R	SC	4		
	Exc Award (06/30/2018)																	
17565	SAO JOAQUIM	08/04/1963	Active	37	4	5	-1	-2.63%	38	5	3			N		16	\$50.00	
36060	SAO JOAQUIM PLANALTO	09/12/1978	Active	19	1	3	-2	-9.52%	21	18	5			N	SC	3		
59755	SAO JOSE	06/20/1997	Active	23	1	2	-1	-4.17%	24	11	0		2		T,M,VP,SC	2		
105415	SAO JOSE BARREIROS	05/11/2009	Active	17	0	0	0	0.00%	17		13		3	N	VP	19		
	Exc Award (06/30/2023)																	
77750	SAO JOSE PRAIANO	10/30/2003	Active(2)	6	6	8	-2	-25.00%	8	12	3		5		M,VP,SC	0		
	Exc Award (06/30/2018)																	
36984	SAO LUDGERO	04/26/1979	Active	56	18	7	11	24.44%	45	12	0		2	N	M	0		



Club Health Assessment for District LD 9 through May 2025

			Status	Membership							Reports					Finance		LCIF
Club Number	Club Name	Charter Date		Current Member Count	YTD Members Added	YTD Members Dropped	YTD Net Growth	YTD Net Growth%	Member Count 12 Months Ago	Avg. length of service for dropped members	Months Since Last MMR ***	Yrs. Since Last Officer Report	President Rotation	Vice President Reported ****	Months Since Last Activity Report ***	Account Balance	Donations for current Fiscal Year	
			Number of times on status quo within last two years	If below 15 members appears					If net loss is greater than 20% appears			If no report in 3 months appears in	When more than one year appears in	Number of repeat terms	Notes the officers that do not have an active	If no report at 12 months appears in red		
Exc Award (06/30/2016, 06/30/2018, 06/30/2020)																		
17568	SIDEROPOLIS	08/03/1963	Active	20	2	4	-2	-9.09%	22	8	0		2	N	SC	0		\$1,000.00
17569	SOMBRI0	08/05/1967	Active	13	0	0	0	0.00%	13		0		2	R	T,M,SC	24+		
50176	TREZE DE MAIO	02/09/1990	Active	22	0	6	-6	-21.43%	27	3	3		None	N	P	0		
Exc Award (06/30/2018, 06/30/2019, 06/30/2020)																		
17572	TUBARAO	08/01/1959	Active	16	0	3	-3	-15.79%	16	3	3			N		9		
33225	TUBARAO CIDADE AZUL	01/18/1977	Active	22	0	3	-3	-12.00%	25	19	0			N	T,M	0		\$1,000.00
17571	TUBARAO SUL	06/07/1969	Active	34	2	1	1	3.03%	33	7	7		None	N	P,SC	0		
17570	TURVO	06/11/1964	Active	53	1	12	-11	-17.19%	58	15	2			N	SC	5		\$560.58
17573	URUSSANGA	06/01/1962	Active	34	6	4	2	6.25%	32	9	1			N	M,SC	5		
Exc Award (06/30/2018)																		
32494	VALE DO BRACO DO NORTE	06/28/1976	Active	43	9	14	-5	-10.42%	48	3	1			N		0		\$106.72
Exc Award (06/30/2024)																		

Clubs Cancelled Previous Fiscal Year – Clubs Cancelled within last 12 months may be reinstated

Club Number	Club Name	Charter Date	Current Status*	Cancellation Date
59291	BALNEARIO RINCÃO	03/26/1997	Cancelled(8*)	06/29/2024
59550	CRICIUMA RAINHA DO SUL	05/13/1997	Cancelled(8*)	12/29/2023

Current Total Clubs Count	YTD New Clubs Count	YTD Cancelled Clubs Count	YTD Net Club Gain	Current Total Members Count	YTD Add	YTD Drop	YTD Net Growth	YTD Net Growth %	Member Count 12 Months Ago	Average Member Count Per Club	% of Clubs with less than 20 members	% No MMR in 3 Months	% No Officer Report in 12 Months	% of Clubs with balance 90+ days	Number of Clubs in Status Quo	% Status Quo Clubs in Financial Suspension	Number of Cancelled Clubs	Average Cancelled Club Age	Members Lost Due to Cancellation	% of Clubs Cancelled for Non-Financial Reasons
42	0	1	-1	1,135	90	135	-45	-3.81%	1,159	27	26%	48%	0%	0%	0	0%	1	112	8	-200%

* - P - Priority Club. Cancellation Reasons: 1-Objectives/conduct, 2-Non-active club, 5-Non-existing club, 6-Disbanding, 7-Merger, 8-Financial Suspension, 9-District/Multiple District Dues.

** - Abbreviation: P-President, S-Secretary, T-Treasurer, M-Member Chairperson, VP-First Vice President, MC-Communications Chairperson, SC-Service Chairperson

*** - Abbreviation: N/R - Never reported using the Lions Clubs website, N/A - Not applicable, No password registered for the Lions Clubs website.

**** - Abbreviation: N - New, IP - Immediate Past, R - Repeat.